

THE ORGONE ACCUMULATOR HANDBOOK

*Construction Plans, Experimental Use and
Protection Against Toxic Energy*

by James DeMeo, Ph.D.
With a Foreword by Eva Reich, M.D.



The Orgone Accumulator Handbook

by James DeMeo, Ph.D., with a foreword by Eva Reich, M.D., and an appendix examining new experimental evidence demonstrating the effectiveness of the orgone energy accumulator.



Learn how to concentrate and work with orgone (life) energy using simple, readily-available materials. A limitless supply is freely available from the atmosphere. These experimental devices have been shown to stimulate plant growth and human physiology in controlled studies.

The orgone accumulator is based on discoveries by the late **Dr. Wilhelm Reich**, whose work remains vital and of wide interest, despite unprecedented hostility to his scientific research. In a court decision unique in American history, his books were ordered *burned* by the U.S. Federal government in 1957. Dr. Reich reported medical benefits for his patients who used the accumulators.

In this edition Dr. DeMeo updates information on the construction of orgone energy blankets, shooters, box-type accumulators, bion packs and "draw buckets" for atmospheric cleansing, with many instructional diagrams and photographs, as well as a complete bibliography and resource guide for research.

About the Author: James DeMeo has been researching the topic of the life energy, and specifically the works of Dr. Wilhelm Reich since 1970. He has authored or edited dozens of published articles, books and research compendiums (including *Sahasra*, *Heretic's Notebook*, *On Wilhelm Reich & Orgonomy*, and the German-language *Nach Reich*) which subjected Reich's ideas to rigorous testing. DeMeo formally studied Environmental Science and Geography at Florida International Univ., and the Univ. of Kansas, where he earned his Ph.D. He served on the Faculty of Geography at Illinois State Univ. and the Univ. of Miami, and founded the Orgone Biophysical Research Laboratory in 1978.

List Price: \$12.95

ISBN 0-9121855-0-7



9 780962 185502

5 1295



Books by James DeMeo

- * *Saharasia: The 4000 BCE Origins of Child Abuse, Sex-Repression, Warfare and Social Violence In the Deserts of the Old World*
- * (Editor) *Heretic's Notebook: Emotions, Protocells, Ether-Drift and Cosmic Life-Energy, with New Research Supporting Wilhelm Reich*
- * *The Orgone Accumulator Handbook: Construction Plans, Experimental Use, and Protection Against Toxic Energy (Second revised edition)*
- * (Editor) *On Wilhelm Reich and Orgonomy*
- * (Co-Editor with Bernd Senf) *Nach Reich: Neue Forschungen zur Orgonomie: Sexualökonomie, Die Entdeckung der Orgonenergie*
- * *Bibliography on Orgone Biophysics: 1934 to 1986*

THE ORGONE ACCUMULATOR HANDBOOK

*Construction Plans, Experimental Use and
Protection Against Toxic Energy*

by

James DeMeo, Ph.D.

*Natural Energy Works
Greensprings, PO Box 1148
Ashland, Oregon 97520 USA*

Published by

Natural Energy Works
Greensprings, PO Box 1148
Ashland, Oregon 97520
United States of America

Tel/Fax: 541-552-0118 Email: demeo@mind.net

The ORGONE ACCUMULATOR HANDBOOK, Copyright © 1989, 1999 by V. James DeMeo. All Rights Reserved. Printed in the United States of America. No part of this book may be used or reproduced in any manner whatsoever without written permission, except in the case of brief quotations embodied in critical articles or reviews. For information, send inquiries to Natural Energy Works.

ISBN 0-9621855-0-7

Second Revised Edition, with Postscript 1999

7 8 9 10 11 12 13 14 15

Library of Congress Catalog Card No. 89-90975

Cover: NASA photo of Apollo 12 astronaut walking on the surface of the moon (see Life Magazine, 12 Dec. 1969). His body orgone energy field is softly glowing a blue color in the lunar vacuum, possibly due to excitation by his high-frequency radio communications equipment. This blue coloration of the energy field in the photo, which has been seen in a few other lunar astronaut images, has been systematically ignored or explained away as an effect of "lunar dust" or "water vapor". In fact, it is a visible expression of the human orgone (life) energy field.

Acknowledgements

This book is the product of many years of study of the prior works of Wilhelm Reich, and other dedicated scientists, without whose research findings it would not have been possible. The reader will find their names and research papers listed in the reference section of this book. I have corresponded with, and learned from many of these researchers over the years. In particular, I thank Eva Reich and Jutta Espanca for their constructive criticisms of the first edition of this Handbook. Additionally, I thank my own mentors, Robert Morris, Robert Nunley, and Richard Blasband, from each of whom I learned different things about life energy. I thank Theirrie Cook and Don Bill, loyal friends who have helped with the progress of my research in many ways, and also Jim Martin for the initial ideas and encouragement to revise my original small Handbook into the present edition. Jim also prepared the typesetting and most of the graphics in this edition, providing many helpful points along the way. Thanks to Stephan Müschenich and Rainer Gebauer for the courage they showed in doing their double-blind, controlled study of the human physiological response to accumulator treatment, at the University of Marburg, and for the Appendix document. Thanks also to the various researchers and doctors in Germany, who today are openly working with the accumulator in a manner presently impossible in the USA. In particular, I thank Heiko Lassek, Dorothea Opfermann-Fuckert and Manfred Fuckert from whom I learned about the possibilities and limitations of physical orgone therapy. Also thanks to Vince Wiberg, for the simple and inexpensive methods for detecting electromagnetic disturbances, presented here. And finally, thank you Wilhelm Reich, for the discovery of the orgone energy and the orgone accumulator.

"We consider the discovery of the orgone energy among the greatest events in human history."— from a letter to the American Medical Association, signed by 17 medical doctors in 1949.

"THE ORGONE ACCUMULATOR IS THE MOST IMPORTANT SINGLE DISCOVERY IN THE HISTORY OF MEDICINE, BAR NONE" — Theodore P. Wolfe, M.D., from *Emotional Plague Versus Orgone Biophysics*, 1948.

"It is justifiable that the discovery of orgone energy and its medical applications by means of the orgone accumulator, the orgone shooter, bionous earth, and orgone water have opened up an abundance of new and, it appears, amazingly good prospects." — Wilhelm Reich, M.D. from *The Cancer Biopathy (Discovery of the Orgone, Volume 2)*, 1948.

"What would you say of the leading philosophers here to whom I have offered a thousand times of my own accord to show my studies, but who with the lazy obstinacy of a serpent who has eaten his full have never consented to look at the planets, the moon, or telescope? To such people philosophy is a kind of book... where the truth is to be sought not in the Universe or in nature, but (I use their own words) by comparing texts." — Galileo Galilei, Italian astronomer of the 1600s who proved that the Earth moved in the heavens, shortly before being prosecuted and tortured by the Catholic Church.

"...the orgone energy does not exist."— Judge John D. Clifford, from a 1954 U.S. court ruling in which all of Dr. Reich's books and research journals were banned, and ordered burned in incinerators; Reich was sent to a Federal Penitentiary, where he died.

CONTENTS

	Page
1. Foreword, by Eva Reich, M.D.	1
2. Author's Preface	2

Part I:

The Biophysics of the Orgone Energy

3. What Is the Orgone Energy?	11
4. Wilhelm Reich's Discovery of the Orgone Energy and Invention of the Orgone Accumulator	13
5. Objective Demonstration of the Orgone Energy	24
6. Discovery of an Unusual Energy by Other Scientists	30

Part II:

The Safe and Effective Use of Orgone Accumulating Devices

7. General Principles for Construction and Experimental Use of the Orgone Accumulator.....	42
8. Warnings and Dangers: Oranur and Dor	48
9. Cleaning Up Your Bioenergetic Environment	63
10. Draw Buckets, Bion Waters, Bion Packs	72
11. Physiological and Biomedical Effects	78
12. Personal Observations with the Accumulator	86
13. Some Simple and Not-So-Simple Experiments with the Orgone Accumulator	93
14. Questions and Answers	104

	<u>Page</u>
Part III:	
Construction Plans for	
Orgone Accumulating Devices	
15. Construction of a 2-Ply Orgone Blanket	108
16. Construction of a 5-Ply Garden Seed Charger	114
17. Construction of a 10-Ply Orgone Accumulator	118
18. Construction of an Orgone Shooter Funnel	124
19. Construction of an Orgone Shooter Wand	125
20. Construction of a 3-Ply Human-Sized Orgone Energy Accumulator	126
 Selected References	 135
 Sources of Additional Information:	
On Wilhelm Reich and Orgonomy	145
On Alternative Health Clinics and Institutes	147
 Appendix: "The Psycho-Physiological Effects of the Reich Orgone Energy Accumulator", by Stefan Müschenich and Rainer Gebauer	 148
 Postscript 1999	 157

1. Foreword

At last, thirty two years after the 1957 death of Wilhelm Reich, human beings can begin to study orgonomy like any other body of knowledge, helped by the *Orgone Accumulator Handbook*. This concise and informative book contains in a nutshell a condensed, clear account of the discovery, made usable by all who are interested in the cosmic life energy. Herein is printed: the scientific definition of the orgone energy; the history of how the steps of observation, experimentation, and theoretical insight led Reich to practical applications; the principles for construction and experimental uses of the orgone energy accumulator, with detailed suggestions for needed material, layering, and dimensions; and finally a very useful reference list. Professor J. DeMeo shows his thorough knowledge of the subject, which as yet is banned and omitted from the 20th Century academic curriculum, except for a few pioneering lecture courses (in New York and West Berlin).

Wilhelm Reich said that even though the life energy had been known for thousands of years, he managed to make it concretely usable, and that the era of its applications has just started. However, this *Handbook* is the first printed material in recent years on specifically how to concentrate the energy from the Earth's atmosphere. It is usable for a laboratory course on the subject of cosmic life energy. This material could be comprehended by intelligent high school or college students. It answers my almost fifty year old hope, for the inclusion of life energy facts in the body of knowledge that all educated people on Earth should learn in their schooling. Thank you James DeMeo.

Eva Reich, M.D.
West Berlin, March 1989

2. Author's Preface

When I was 12 years old, a favorite uncle of mine died a suffering death from lung cancer. The doctors had removed one of his lungs, and for a few months he lingered, being incapable of talking or moving very much, and in a great deal of pain. My aunts would not allow the children to see him in such sorry shape, except for one time, when he was dressed up for the entire family, which had gathered to quietly say good-bye. I was very sad when he died. When I was 15, my mother was diagnosed as having breast cancer. I was by her bed in the hospital when she recovered from surgery, and when she was told that her breast had been amputated in a radical mastectomy. I will never forget the look on her face. She survived the surgery, but the emotional resignation which she carried, and which preceded her cancer by several decades, was never diagnosed or discussed. Friends of our family had urged us to look into some alternative treatments for cancer, but everybody believed that the doctors in the hospital knew best. Listed as a "survivor" in the cancer statistics, my mother progressively declined after the surgery, and died about eight years later, having refused to undergo additional surgery.

My experience with relatives dying of cancer is not unusual, as degenerative disease is now at epidemic levels. The statistics today demonstrate that the "war on cancer" has been lost, and that in spite of all the radical surgeries, drugs and radiation treatments, patients today survive no longer or more frequently than they did in the 1950s. Indeed, degenerative disorders have today spread into youthful age groups and populations where they once were rare. Scientific evidence does not exist to support the assertion that surgery, radiation, and chemotherapy are effective forms of treatment for cancer, and traditional medicine today gives hardly more than lip service to preventative considerations. These troubling facts become all the more disturbing when one begins to study the various alternative, non-invasive

and non-toxic cancer therapies. Dismissed for decades as "quackery" by organized medicine, most of these therapies appear to be reasonably or even remarkably effective. Their advocates and practitioners have often taken great risks to bring what they believe are safe and effective treatments to sick people. The organized medical community, with financial links to the pharmaceutical industry, has not cared to seriously look into these techniques. Instead, the techniques have been unwarrantedly attacked, and pseudo investigations have been launched, with predictable outcomes: clinics have been shut by brute police force, through court orders; medical records and research protocols have been seized, and jail sentences have been handed out. Books have also been burned. In this context, a great fraud has been perpetrated upon the American people, and upon our courts and legal system, by the larger organized medical associations, and related government bureaucracies.

In this short *Handbook*, I cannot give a history of these antiscientific and unethical abuses, but a few articles and books on the question are listed in the reference section. Clearly, a major reason for the impotence of modern medicine in dealing with degenerative diseases lies in the fact that the organized medical community has used police-state tactics to suppress important new findings, and the unorthodox practitioner, irrespective of any scientific evidence that exists. In fact, the most well documented and effective unorthodox therapies have been the most hotly attacked. Many, many promising therapies have been suppressed over the years, through an emotional collusion, and some outright conspiracy for economic motives, between medical interests, drug companies, plague journalists, prejudiced academics, and puritanical government bureaucrats and judges. In this process, the truth has been trampled badly, and the methods of science, discarded.

The most clear and telling example of how these social forces combine to kill a new discovery, and its discoverer, is the case of Dr. Wilhelm Reich and his orgone energy accumulator. Reich had been one of Freud's younger co-workers, and was a prime mover in the early psychoanalytic move-

ment in Vienna and Berlin. However, his ideas were more revolutionary than those of the older psychoanalysts. He forcefully argued that human misery and mental illness were partly the result of social conditions, which could be changed to prevent neurosis. He urged reform in laws regarding the abusive treatment of children, and in the economic plight of women. He formed a viable social and political movement in pre-Hitler Germany, which urged reforms in laws restricting divorce and access to contraception, which were both then illegal. He championed the rights of young unmarried people to a healthy sexual life, and a loosening of the father's power and dominance over the family. He wrote extensively about these matters in the 1920s and 1930s, and exposed the roots of the Nazi movement in the obedience-demanding, patriarchal, sex-negative German family structure. For his writings on genitality, and his anti-fascist activities, Reich was eventually expelled from Freud's inner circle, and also from the International Psychoanalytic Association. German psychoanalysis was at that time leaning towards appeasement of the Nazis, and some analysts, such as Carl Jung, even became spokespersons or apologists for National Socialism. Reich was eventually placed on both Hitler's and Stalin's death lists in the 1930s, and had to flee to Scandinavia, and later from there to the United States. His writings were condemned to flames in both Germany and Russia.

By the time Reich arrived in the United States, in 1939, he had made a number of major scientific discoveries, and quickly attracted a group of young, enthusiastic scientists and doctors to assist with his work. The American period of his research, which lasted until his death in 1957, was particularly productive, in spite of the later court actions against him. It was during this period that Reich experimentally clarified, and made practical use of the biological and atmospheric life energy, which he called the orgone energy. The orgone energy, Reich observed, was a real, physical energy, which radiated from microbes, animals, humans, and from inorganic materials as well. It charged living creatures, yet also existed in the atmosphere in a free form. It

could be accumulated in special enclosures, where it could be observed, felt, and measured.

Reich's orgone energy experiments attracted the hostile criticisms of many in the medical community, and a smear campaign in the press triggered an investigation by the U.S. Food and Drug Administration (FDA). In its efforts to stop Reich's work, the FDA did not seek to responsibly or accurately reproduce his experimental findings. Instead, FDA bureaucrats relied upon gossip and rumor, ignored available published evidence, and secured the testimony of "expert" witnesses who had no real familiarity with or interest in the scientific facts involved. Many breaches of the scientific method, and of legal, moral, and scientific ethics occurred, as government officials, and a number of psychiatrists, analysts, and physicists, sought to put an end to his work.

We also know a lot more today about the inner workings of the FDA regarding the Reich case, given that several scholarly reviews of FDA files, using the *Freedom of Information Act*, have taken place. These are cited in the reference section. Reich originally offered to cooperate with the FDA investigators regarding the orgone energy. But they refused his offer, as they were hot to "get Reich" on whatever charges they could, and had been urged in this direction by various highly-placed individuals within the medical communities. The *Bulletin of the Menninger Clinic*, and the *Journal of the American Medical Association*, for example, participated in the spreading of false gossip and rumors regarding Reich's work. Reich was aware of these unethical actions, and a number of his co-workers had been professionally hurt by the lies, and by the actions of the FDA. At no time did any governmental or private scientific or medical organization attempt to seriously review or replicate his experiments.

These kinds of attacks made Reich understandably furious, such that when the FDA finally sought a Complaint for Injunction against his activities, he refused to appear in court, to act, as he put it, "as a 'defendant' in matters of basic natural scientific research". Instead, he wrote a compelling *Response* ("Motion to Dismiss") to the judge. Reich's refusal

to grant authority to the courts regarding the validity of his orgone research prompted a legal over-reaction, the likes of which we usually associate with despotic societies. In a judicial ruling that is, to the best of my knowledge, unique in American history, the FDA sought and obtained a Federal Court Decree of Injunction, which ruled that the orgone energy "does not exist". The court ordered a ban on the interstate shipment of books bearing the word "orgone". This included books into which the forbidden word appeared only in the preface, or introductory remarks. Additionally, all books and research journals discussing the orgone energy in detail were *ordered destroyed*, and devices using the energy, dismantled or destroyed. (Case #1056, March 19, 1954, US District Court, Portland, Maine, Judge John D. Clifford, Jr.)

"BANNED, until expunged of all references to the orgone energy:

The Discovery of the Orgone
Vol. I, The Function of the Orgasm
Vol. II, The Cancer Biopathy
The Sexual Revolution
Ether, God and Devil
Cosmic Superimposition
Listen, Little Man
The Mass Psychology of Fascism
Character Analysis
The Murder of Christ
People in Trouble

BANNED and ORDERED DESTROYED:

The Orgone Energy Accumulator, Its Scientific and Medical Use
The Oranur Experiment
The Orgone Energy Bulletin
The Orgone Energy Emergency Bulletin
International Journal of Sex-Economy and Orgone Research
Internationale Zeitschrift fur Organomie
Annals of the Orgone Institute"

And so, in the late 1950s and early 1960s, Reich's books and research journals, even those which were "only" banned, were periodically seized by FDA agents and Federal Marshals, and burnt in incinerators in Maine and New York. No scientific or professional organizations, journalists or writer's unions publicly objected to the book burnings, or acted to help Reich, whose laboratory headquarters was invaded by FDA agents, who destroyed instruments with axes. In addition to the above actions, the court ordered Reich to cease "disseminating information" on the orgone energy, effectively censoring his writing and speaking on the subject. Several years later, Reich was charged with Contempt of Court when his assistant committed a technical violation of the Injunction, at a time when Reich was more than a thousand miles away, engaged in field work in the deserts of Arizona. Though he appealed all the way to the Supreme Court, Reich lost the case, and was incarcerated in Lewisburg Federal Penitentiary, where he died in 1957. His death in prison occurred two weeks prior to his parole date, at a time when he was happily anticipating his freedom, and a life in Switzerland with his new wife.

Whatever we may think of Reich's response to the court challenge, the principles upon which he stood were very important, and date back at least to Galileo's trial by fire with the Catholic Church. The lesson from Galileo's time was that no Court, Tribunal, or religious or scientific organization on Earth has the capacity to say, on the basis of textual comparisons or divine revelation, just what is or is not Natural Law. The results of an experiment cannot be judged by those who have never reproduced it, and the unresearched opinions of scientists are no better than the unresearched opinions of anyone else, be they members of the American Medical Association, the National Academy of Sciences, or the same Country Club attended by the President. Galileo urged his critics to "look into the telescope", to verify his observations in a most direct and simple way. But they refused to do so on moral principle, and derisively mocked him. Reich's critics have taken the same approach, in their adamant refusal to reproduce his experiments, and in most cases, to even

review the published evidence. Today, over 30 years since Reich's death, his most vocal critics still take the same anti-scientific approach, and condemn what they have not personally read or investigated.

Based upon these historical facts, it is clear that the FDA, and indeed, all courts, academic bodies, and governmental agencies of all kinds, have forever relinquished any right to say anything about what the average citizen may or may not do with respect to the orgone energy accumulator. The discovery of the orgone is in much safer hands among the average citizen, than in the hands of the various politicians, academies of science, and medical organizations. This *Handbook* is therefore not primarily directed towards an academic or medical audience. Instead, the case of Dr. Wilhelm Reich and the orgone energy accumulator is taken directly to the general public. Like the sunlight, the air and water, the orgone energy is a part of nature, existing everywhere, and ought to be available to everyone, free of restrictive regulation and control. As an invention, the orgone accumulator is also now in the public domain, unpatentable, and cannot be dominated by any single individual or corporation. It is also still *perfectly legal* for citizens to build, own, and use orgone accumulators.

Of course, with this right comes a great deal of responsibility, as the proper use and maintenance of an accumulator makes both social and environmental demands upon its owner. The cosmic orgone energy ocean is, like our air, food, and water, fast becoming contaminated and poisoned, and swift action by concerned people is required if life on the planet is to continue. This *Handbook* will give a basic overview of the orgone energy, the accumulator, and the construction and safe use of orgone accumulating devices. For the more precise scientific details and data, the reader is encouraged to obtain and review the published materials listed in the Reference and Information sections.

Three years after Reich's death, the trustees of his estate arranged for republication of his works. Today, most of his books have been republished, or are available in libraries, and through other sources. A group of Reich's co-workers

also founded the American College of Orgonomy, and by 1967 had published the first issue of the *Journal of Orgonomy*. Since that time, interest in Reich's works has gradually increased, and many new studies verifying his findings on the orgone energy, and the accumulator, have taken place. College courses focusing upon Reich's life and works now exist, and he has been the subject of many reviews, biographies, and films. A younger generation of scientists and health practitioners is rediscovering Reich, and new journals devoted to orgone research or bioenergetic functions have appeared in the USA, Germany, France, Italy, England, Canada, and Japan. One major new study on the accumulator from Germany is summarized in the Appendix.

The effort to kill the discovery of the orgone has failed.

Part I: The Biophysics of the Orgone Energy

3. What Is the Orgone Energy?

Orgone energy is cosmic life energy, the fundamental creative force long known to people in touch with nature, and speculated about by natural scientists, but now physically objectified and demonstrated. The orgone was discovered by Dr. Wilhelm Reich, who identified many of its basic properties. For instance, the orgone energy charges and radiates from all living and non-living substance. It also can readily penetrate all forms of matter, though with varying rates of speed. All materials affect the orgone energy, by attracting and absorbing it, or by repelling or reflecting it. The orgone can be seen, felt, measured and photographed. It is a real, physical energy, and not just some metaphorical, hypothetical force.

The orgone also exists in a free form in the atmosphere, and in the vacuum of space. It is excitable, compressible, and spontaneously pulsatile, capable of expanding and contracting. The orgone charge within a given environment, or within a given substance, will vary over time, usually in a cyclical manner. The orgone is most strongly attracted to living things, to water, and to itself. Orgone energy can lawfully stream or flow from one location to another in the atmosphere, but it generally maintains a west to east flow, moving with, but slightly faster than the rotation of the Earth. It is a ubiquitous medium, a cosmic ocean of dynamic, moving energy, which interconnects the whole physical universe; all living creatures, weather systems, and planets respond to its pulsations and movements.

The orgone is related to, but quite different from other forms of energy. It can, for instance, impart a magnetic charge to ferromagnetic conductors, but it is not magnetic itself. It can likewise impart an electrostatic charge to insulators, but neither is it fully electrostatic in nature. It reacts with great disturbance to the presence of radioactive materials, or to harsh electromagnetism, much in the manner of

irritated protoplasm. It can be registered on specially adapted Geiger counters. The orgone also is the *medium* through which electromagnetic disturbances are transmitted, much in the manner of the older concept of *aether*, though it is not itself electromagnetic in nature.

Streamings of orgone energy within the Earth's atmosphere affect changes in air circulation patterns; atmospheric orgone functions underlie the buildup of storm potentials, and influence air temperature, pressure, and humidity. Cosmic orgone energy functions also appear to be at work in space, affecting gravitational and solar phenomena. Still, the mass-free orgone energy is not any one of these physico-mechanical factors, or even the sum of them. The properties of the orgone energy derive more from life itself, much in the manner of the older concept of a *vital force*, or *élan vital*; unlike those older concepts, however, the orgone also has been found to exist in a mass-free form, in the atmosphere and in space. It is primary, primordial cosmic *life energy*, while all other forms of energy are secondary in nature.

In the living world, orgone energy functions underlie major life processes; pulsation, streaming, and charge of the biological orgone determines the movements, actions, and behavior of protoplasm and tissues, as well as the strength of "bioelectrical" phenomena. Emotion is the ebb and flow, the charge and discharge of the orgone within the membrane of an organism, just as weather is the ebb and flow, the charge and discharge of the orgone in the atmosphere. Both organism and weather respond to the prevailing character and state of the life energy. Orgone energy functions appear across the whole of creation, in microbes, animals, stormclouds, hurricanes, and galaxies. Orgone energy not only charges and animates the natural world; we are immersed in a sea of it, much as a fish is immersed in water. More, it is the medium which communicates emotion and perception, through which we are connected to the cosmos, and made kin to all that is living.

4. Wilhelm Reich's Discovery of the Orgone Energy, and Invention of the Orgone Accumulator

Reich's initial work on the question of a biological energy began in the 1920's, when he was a student of Sigmund Freud, the originator of psychoanalysis. Freud's early theories on human behavior discussed in metaphorical terms the energy of the drives, which he termed the *libido*. While Freud and most other analysts eventually ceased using this term, Reich found it to be a very useful concept, and he continued to seek evidence for this force, which governed human emotion, behavior, and sexuality.

Reich's extensive clinical work led to the observation of *vegetative streamings or currents* of emotional energy in the body, which occurred in healthy individuals during states of great relaxation, as following a strong release of emotion, or after a very gratifying genital orgasm. The free, uninhibited expression of emotion, and natural sexual excitation and gratification during orgasm were identified by Reich as expressions of unimpeded energetic movement in the body. When the individual experienced great pain, as from childhood traumas, when the emotions were rigidly suppressed and held back ("big boys don't cry", "nice girls don't get angry"), or when chronic sexual stasis and starvation was experienced, the entire nervous system and musculature participated in the process of emotional suppression, or warding off of feeling. This "holding back" of feeling was also accompanied by a greater or lesser anxious retreat from pleasurable, or even potentially pleasurable situations, which would otherwise stir up suppressed and unpleasant feelings. Reich observed that when this kind of response to feeling and pleasure became chronic, so too did the individ-

ual experience a chronic stiffening and desensitization of the body, along with a reduction in respiration and contactfulness.

This chronic neuromuscular *armoring*, as Reich called it, was not a natural condition, though it had a certain rational survival value for situations of pain and trauma. When the armoring became chronic, however, as a *way of life*, it would thwart the individual's natural biological functioning, and affect their behavior even in circumstances where pain or trauma was not likely. The armoring effectively perpetuated the individual's pleasure-avoiding behaviors and emotion-censoring attitudes. Deep seated fears, and pressures to conform to the prevalent armored form of social life, usually prevented the individual from moving towards emotional health, or taking effective steps to change their situation. The bulk of Reich's early writings focused upon these social, sexual, and emotional concerns.

Reich also argued that the heterosexual genital orgasm played a central regulatory role in the energy economy of the individual, as a means to periodically discharge accumulated bioenergetic tension. The more intense the orgasmic discharge of accumulated bioenergy, the more gratified, relaxed and pleasurable expansive one felt afterward. When sexual urges and other emotions were chronically frustrated, dammed-up, and repressed, however, great internal tension could build up to a bursting point, where neurotic symptoms or sadistic urges would appear. Reich developed therapeutic techniques for releasing dammed-up emotional energy within his patients, techniques which led to the release of long-buried feelings, and to a greater capacity for pleasure in life, particularly genital pleasure. As his patients became more healthy sexually, and as they reported an increase in genital gratification, he observed that their neurotic symptoms disappeared, as the quantity of dammed-up emotion and sexual tension was reduced. Some of Reich's early contributions to psychoanalytic theory and technique were at first welcomed. But later on, as he increasingly focused upon the consequences of child abuse and sexual repression, the more conservative analysts rejected and attacked him.

Reich eventually left psychoanalysis altogether, and he articulated his work under the new term, *Sex-Economy*.

Reich's early observations regarding human behavior, emotions, the orgasm, and vegetative streaming sensations strongly suggested a real, tangible nature to the emotional energy. He later used sensitive millivoltmeters to confirm this point of view, and to quantify bioelectrical energy currents, and their emotional correlates. However, he was convinced that the very low levels of observed bioelectrical activity could not fully explain the powerful energy forces observed in human behavior. This was particularly so regarding chronic immobilizing psychic disturbances in catatonic and other completely withdrawn mental patients. When their emotions were finally broken loose, these patients would experience a tremendous outpouring of sadness or rage. Afterward, they would also experience a dramatic relaxation of musculature, a spontaneous deepening of respiration, and a return to more contactful lucidity. In these cases, the patient's emotional energy was held down and bound up, until finally set free in the clinical setting. These observations of energy bound, and energy released, were reinforced by parallel observations regarding the discharge function of the orgasm. Based upon these kinds of observations, the question of exactly how and from where the organism acquired its emotional energy, and its exact nature, became increasingly important.

It was at this point in his research that Reich was forced to flee Germany for Scandinavia, following Hitler's rise to power. In Norway, Reich sought to find a way to confirm his model of human functioning. Pleasure, he observed, was identified by an increasing bioelectrical charge at the skin surface, while anxiety was accompanied by a loss of this same peripheral bioelectrical charge. Persons with a deep respiration and a relaxed posture would, he observed, regularly give stronger readings at the millivoltmeter than contracted, anxious, highly armored persons, who had a life-history of trauma, abuse, repressed emotion, and ungratified sexuality. As a child grew to adulthood, and became habituated or conditioned towards pleasure-seeking, or pleas-

ure-avoiding (pain seeking) behaviors, so too would their skin charge, and other physiological measures, reflect a corresponding high or low energy charge. This movement of the organism, and their energy charge, in a direction "toward" or "away" from the world, he argued, was the result of one's life history. Life naturally moved towards pleasure, but retreated, and shrunk from pain. Chronic painful experience would eventually armor the organism, and make it difficult for them to reach out, towards the painful world. From this central set of observations, he postulated that a similar process could be duplicated and observed in lower organisms, such as the snail, earthworm, or even microscopic ameba.

Reich noted that the ameba had no "nervous system", or "brain", as with the higher animal, yet it expanded towards or contracted away from its environment in a manner similar to the higher animals. He believed that many of the functions attributed to the brain were really functions of whole-body processes, involving the participation of the autonomic nervous system, but primarily being the result of the energetic forces he had documented in a clinical and laboratory setting. These currents of biological energy, he argued, functioned the same in all living creatures, and he sought to test the idea by making millivoltmeter measurements of ameba during states of expansion and contraction. Reich went to the University of Oslo Microbiological Institute, and asked to obtain a culture of ameba. He was told that these kinds of simple organisms were never kept on hand in stored cultures, because they could be cultured directly from a moss or grass infusion. Reich was fully aware of the air germ theory, but was surprised to hear this, as the theory had not at that time been used to explain the genesis of more complex microbes, such as ameba and paramecium. These more complex microbes cannot be cultured directly from the air, for example.

Reich made the moss and grass infusions, but also made extended and careful microscopical observation of the process whereby the ameba developed. He did not see spores on the grass blades, swelling up to become new ameba. Instead,

he observed that the moss and grass itself would disintegrate and break down into small blue-green vesicles. The tiny vesicles would, over a period of several days, develop and clump together, after which a new membrane would form around the clump; the clump of vesicles would roll and pulsate inside the membrane for a period, and eventually the whole thing would move away on its own, having *turned into a new ameba*. Moreover, Reich observed that a number of materials, both organic and inorganic, would, when allowed to disintegrate and swell in a sterile nutrient solution, form the tiny blue-green vesicles. These observations were greeted by the university microbiologists with skepticism, and Reich developed a series of stringent control tests to answer their objections, and to more clearly demonstrate the observable process. These control procedures involved lengthy autoclaving of nutrient solutions, and heating over flame, to incandescence, of the materials placed in the sterile nutrient medium. His control procedures and observations on this question were repeated and confirmed by other scientists of the day, and were presented to the French Academy of Science in 1938. But this did little to satisfy his critics, who shamelessly refused to reproduce the experiments, while simultaneously attacking him in the Norwegian newspapers.

Reich used very high magnifications, around 3500 to 4500 power, but not the usual microbiological stains or procedures which kill the life in the specimen. These facts made Reich's preparations very different from those of the average microbiologist, who to this day still kill and stain their preparations with a religious fervor, and see little value to observing living microbes in the light microscope above 1000 power. Standard electron microscope images, for example, can not be made of living specimens.

Reich gave a new name to the unusual microscopic vesicle he had discovered: the *bion*. Bions of similar size, shape, and motility would appear in the light microscope when various materials were subject to a process of slow swelling and disintegration, or when substances were heated to incandescence, and then immersed into sterile nutrient solutions.

Boiling, autoclaving, or heating samples to glowing incandescence would not eliminate the bions from the cultures, but could actually liberate them in greater numbers. Reich also studied the process of disintegration and decay of foodstuffs in the microscope, and noted that similar bionous processes were at work. The bions exhibited a *bluish* coloration, and radiant energy effects were likewise observed. It was during these microscopic observations of the bions that Reich first discovered the orgone radiation, and later, the principle of the orgone energy accumulator.

Like his findings on human behavior, Reich's bion experiments are far too intricate and important to be fully reviewed here, but it can be noted that they have been widely replicated by various scientists around the world. Classical microbiology of today has made confirming discoveries of very similar small vesicles, though Reich's priority has yet to be acknowledged. His findings on the bions also resolved two parallel riddles, the origins of protozoa from disintegrated dead plant tissue in the natural environment, and the origins of protozoan *cancer cells* from the energetically (emotionally) deadened tissues of the human body. Reich observed similar processes at work in both dead grass and deadened animal tissue: disintegration into bions, followed by a spontaneous reorganization of bions into protozoan forms. In both cases, of soil or tissues, Reich argued that the process was initiated by a *loss of life energy charge* of the tissues, followed by putrefaction and disintegration.

One special bion preparation, made from pulverized beach sand heated to incandescence and immersed into a sterile nutrient broth, yielded a powerful radiant energy phenomena. Lab workers developed conjunctivitis if they observed the preparations too long, while a skin inflammation could be developed by placing the bion solution close to the skin for a period. Working for extended hours in the laboratory, Reich developed a dark tan through his clothing, in the middle of winter. The radiation imparted a magnetic charge to nearby iron or steel implements, and a static charge to nearby insulators, such as rubber gloves. Film stored in nearby metal laboratory cabinets spontaneously

fogged. He noted that whatever this bion radiation was, it was rapidly attracted to metals, but just as rapidly reflected away, or dissipated into the surrounding air. Organic materials, however, absorbed this radiation and held onto it. Attempts to identify the new radiation using traditional nuclear or electromagnetic radiation detectors failed.

Reich also noted that the air in rooms containing the special bion cultures would feel "heavy" or charged. When observed at night, in full darkness, the air would visibly scintillate and glow with a pulsing energy. He attempted to capture the energy radiating from his bion cultures inside a special cubical enclosure lined with sheet metal, which he felt would reflect and trap the radiations inside. As expected, the special metal-lined enclosure trapped and amplified the effects of the bion radiation. However, to his amazement, he found that the radiation was also present in the experimental enclosure *even when the bion cultures were removed*. In fact, there was nothing which could be done to make the observed radiation "go away". The special metal-lined enclosure appeared to pull the same form of radiation from the air which previously had been observed coming from the bion cultures.

Reich eventually became convinced that the special enclosures were capturing a free atmospheric form of the same energy that he also observed coming from living organisms. He called the newly discovered energy the *orgone*, and he developed ways to amplify the energy accumulating affects of the enclosure, mainly through multiple layering of the metallic and organic materials. No electricity, magnetism, electromagnetism, or nuclear radiations were employed in these accumulating structures, which were entirely passive in design. The special enclosures were thereafter called *orgone energy accumulators*.

The full sweep of Dr. Reich's clinical findings, his experiments with bioelectricity, the bions, on biogenesis and the origins of the cancer cell, and his discovery of the orgone energy and the orgone energy accumulator, cannot be given here, but a few points are summarized. The orgone accumulator was found to have specific life-positive effects upon

plants and animals exposed to the concentrated life force inside it. A host of quantifiable effects upon the physical properties of the air, or other materials charged up inside the accumulators, were also discovered and documented. Reich and his co-workers published a host of research articles on the orgone energy accumulator, its unusual physical properties, and its life-positive biomedical effects. These effects have been repeatedly confirmed, and a research tradition in orgone biophysics continues to this day. Briefly, we may identify some of the known properties of the orgone energy, and effects of the orgone energy accumulator.

Properties of the Orgone Energy:

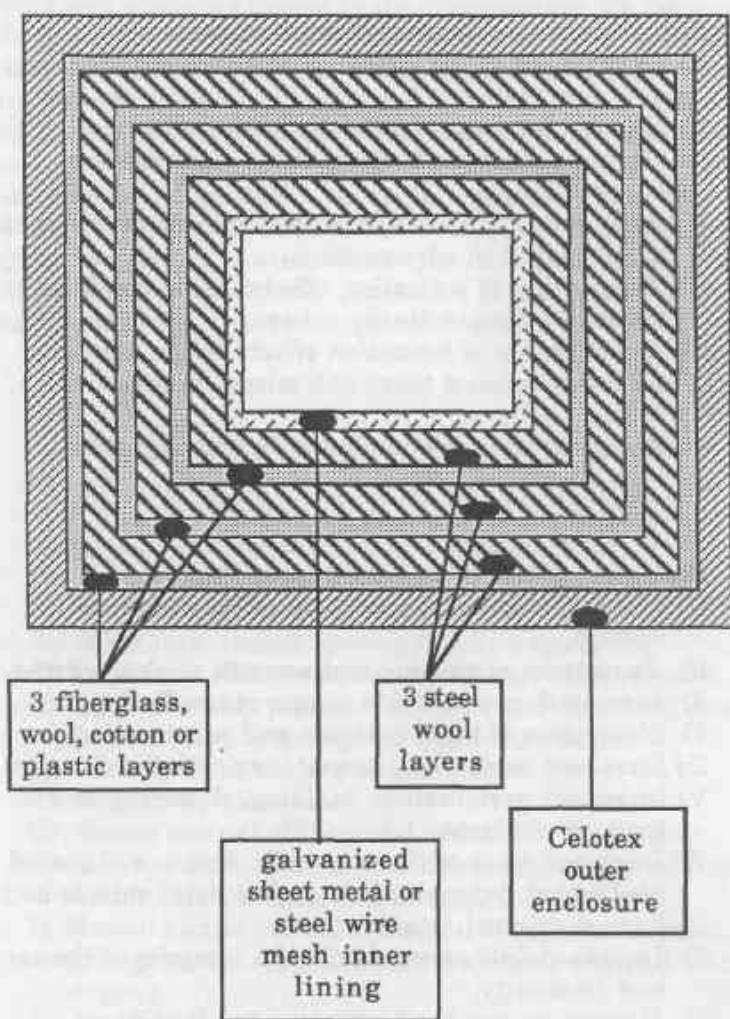
- A) Ubiquitous, fills all space.
- B) Mass-free; cosmic, primordial in nature.
- C) Penetrates all matter, but at different rates of speed.
- D) Spontaneously pulsates, expands and contracts, and flows with a spinning wave characteristic.
- E) Directly observable and measurable.
- F) Negatively entropic.
- G) Strong mutual affinity and attraction to/by water.
- H) Accumulated naturally by living organisms through foods, water, breath, and through the skin.
- I) Mutual excitation and attraction of separate orgone energy streams, or of separate systems charged with orgone.
- J) Excitability via secondary energies (nuclear, electromagnetism, electrical sparking, friction).

Physical effects of a strong orgone charge:

- K) Slightly higher air temperature as compared to surroundings.
- L) Higher electrostatic potential, with a slower electroscopical discharge rate as compared to surroundings.
- M) Higher humidity and lower water evaporation rates as compared to surroundings.
- N) Squelching of ionization effects inside gas-filled ionization Geiger-Muller tubes.
- O) Development of ionization effects inside non-ionizable vacuum tubes (0.5 micron pressure or lower).
- P) Ability to impede and absorb electromagnetism.

Biological effects of a strong orgone charge:

- Q) General vagotonic, expansive effect on entire system.
- R) Sensations of tingling and warmth at skin surface.
- S) Increased core and skin temperature, flushing.
- T) Moderation of blood pressure and pulse rate.
- U) Increased peristalsis, deeper respiration.
- V) Increased germination, budding, flowering and fruiting of plants.
- W) Increased rates of tissue growth, repair, and wound healing, as determined through animal studies and human clinical trials.
- X) Increased field strength, charge, integrity of tissues and immunity.
- Y) Greater energy level, activity, and liveliness.



*Simplified Diagram of the
Orgone Energy Accumulator*



A three-ply accumulator in the author's laboratory. A ten-ply charger, with attached funnel shooter, is at the lower left. This charger normally sits inside the larger accumulator, under a wooden bench inside the accumulator.

5. Objective Demonstration of the Orgone Energy

A number of techniques have been developed over the years to document, measure, and objectify the orgone energy. These techniques are briefly listed, but the interested reader is directed to the references for more specific details.

A) Bioelectric Fields: Reich identified various bioelectrical phenomenon which he felt demonstrated a more powerful energy current at work in the body. The small millivolt currents of "bioelectricity", he argued, were only a small portion of this stronger energy current in the body, which he identified as being both emotional and sexual in nature, and which was later objectively identified as the orgone energy.

B) Radiant Effects from Bion Cultures: Special bion cultures derived from beach sand emitted a powerful radiation which could be felt and seen in darkrooms. This radiation did not register on instruments for detecting nuclear or electromagnetic energies. Additionally, the radiation could fog film, impart a static charge to insulators, and a magnetic charge to steel laboratory implements.

C) Darkroom and Atmospheric Observations, the Orgonoscope: Reich also observed and categorized various observable phenomena which could be seen by the dark-adjusted eye in the open air of darkrooms. Scintillating fog-like forms, and dancing, luminescent pin-points of light were observed, and numerous techniques were developed which demonstrated their real, objective nature. One of these techniques involved the development of a new instrument, the *orgonoscope*, which used hollow tubes, lenses, and a fluorescent screen for magnifying the various subjective light phenomena. Large room-sized orgone accumulators were also constructed, and observations made in these amplified

and clarified many of the effects. A special corpuscular *orgone unit* was identified, whose lawful behavior changed according to cosmic and meteorological factors. These macroscopic particles were also observed in the daytime sky with the unaided eye, as a generally common phenomenon, visible to most people once they were pointed out. The Earth was observed to possess its own orgone energy envelope, or energy field, much as did individual living creatures.

D) X-Ray Photographs: Reich observed that the x-ray "ghost" phenomenon (spontaneous, unexplained fogging of x-ray films) could be explained as an effect of the orgone radiation, or life energy. He published several photos where the ghosts were purposefully created by excitation of orgone energy within the field of the x-ray machine.

E) Visible Light Photographs: Reich observed that his special radiating bion cultures would fog film stored in nearby metal cabinets. Culture dishes of radiating bions set directly upon the film would also render an image of the culture dish and its contents. More recently, Thelma Moss of UCLA has shown that life energy field photos can be made without electrical stimulation (as with Kirlian techniques), by energy field enhancement; living objects placed directly on a film for a few days within a darkened orgone accumulator will, under the proper conditions, render an image.

F) The Orgone Energy Field Meter: Reich developed this device to measure the strength of energy fields. Using a Tesla coil and special accumulator-like metal plates, the device could quantify the differences in energy level between people or objects.

G) The Orgone Energy Pulsation Demonstrator: Reich demonstrated that the energy field pulsations of a large metal sphere were capable of setting into motion a smaller metallic/organic pendulum suspended nearby.

H) The Accumulator Temperature Differential (To-T): An accumulator will spontaneously develop a slightly higher temperature than either its surroundings or a control enclosure, on those sunny and clear days when the orgone charge at the Earth's surface is strong. The effect vanishes during stormy, rainy weather, when the orgone charge at the

Earth's surface is weak (but strong in the Atmosphere). The results of this temperature experiment, which has been replicated many times, demonstrates that the orgone energy functions in opposition to the second law of thermodynamics.

I) The Accumulator Electrostatic Effects: An electroscope kept inside an orgone accumulator will dissipate its charge more slowly than an identical one kept in the open air, or inside of a control enclosure. A partly charged, or uncharged static electroscope which is kept inside an accumulator will sometimes spontaneously charge itself up. As with the temperature differential effect, the electrostatic effects vanished during rainy or overcast weather, when the orgone charge at the Earth's surface is weak.

J) The Accumulator Ionization Suppression/Amplification Effect: Geiger-Muller tubes and counters charged up inside a very strong accumulator for several weeks or months tend to go "dead" for a period, but may eventually yield an erratic count rate for background. Special vacuum tubes, which Reich had constructed and called vacor tubes (which mimic the design of the Geiger-Muller tube but are evacuated well below the level at which ionization could occur), will initially not yield any counts when hooked to a radiation detector. After charging up inside a very strong accumulator for weeks or months, however, these same vacor tubes will begin to yield very high counts per minute for background, even at very low exciting voltages. The results of this experiment run counter to the classical interpretation of the ionization effect inside the Geiger-Muller tube, and hence, to the classical particulate interpretation of radioactive decay.

K) The Accumulator Humidity/Water Evaporation Effect (EVo-EV): More recent studies have suggested that an accumulator tends to attract a slightly higher humidity into itself, and suppress the evaporation of water from an open vessel inside. As with other accumulator phenomena, this effect also diminishes or vanishes during rainy weather.

L) Atmospheric Energetic Pulsation, and the Reversed Orgonotic Potential: Based upon observations of the ther-

mal, electroscoical, and ionization characteristics of the orgone accumulator, Reich identified a patterned and lawful energetic cycle at work within the atmosphere and energy field of the Earth. These observations likewise led to the identification of a reversed potential at work in the orgone energy, running counter to thermodynamic principles, which explained why natural organotic systems (organisms, weather systems, planets) maintained a higher concentration of energy than their surrounding environments. The stronger of two organotic systems will drain energy from the weaker system, and increase its own potential or charge, until the weaker system is drained, or some maximum capacity level is achieved. Discharge may occur thereafter. Under sunny, clear weather, the orgone charge at the Earth's surface is quite strong, and in a state of expansion, preventing any significant growth of clouds. Where overcast or stormy conditions prevail, the orgone charge at the Earth's surface is weak, while the charge in the atmosphere is strong and in a state of general contraction. This loss of charge at the Earth's surface during rainy weather slows down the activity of living creatures, and the accumulator will not function well at those times.

M) The Millivoltmeter: Virtually all objects and organisms within a given environment, to include the air, water, and the Earth itself, have a charge that will increase and decrease in a cyclical or pulsatory manner, timed to cosmic and meteorological factors. In living creatures, high potentials produce more active physical and emotional periods, while low potentials signal less active periods. In Nature, high atmospheric potentials signal cloudy periods with stronger storms, while high Earth potentials signal cloud-free conditions. The tiny currents are excellent predictors of powerful biological or environmental processes, but are themselves too slight and weak to be the causative agent. Reich, and other researchers who have examined these small voltage potentials (such as H.S. Burr), viewed them as indicative of a more powerful, ubiquitous natural phenomena which energetically linked together the Sun, Moon, Earth, weather systems, and all living creatures.

N) Plant Growth Enhancement Studies: Seeds and plants correctly charged up inside an accumulator demonstrate higher growth rates and yields of fruit. This is one of the more telling, and widely replicated experiments with the orgone accumulator. In my own trials, I have seen a six-fold increase in the length of mung bean sprouts inside a strong accumulator, as compared to a control group of sprouts. Germination rates, growth rates, budding, flowering and fruiting can be increased by charging seeds or growing plants directly inside the accumulator. The seeds can be sprouted directly inside the accumulator, or charged up for a few hours, days, or weeks prior to planting. Growth enhancement effects may also occur when the water alone is charged, and then externally given to the plants.

O) Non-Human Animal Studies: Controlled studies on the effects of orgone radiation from an accumulator on cancer mice and wounded mice have been performed. These studies generally confirm Reich's earlier arguments that tissues with a stronger energetic charge will heal more quickly, and develop tumors more slowly, or not at all, as compared to energetically weakened tissues. These findings invalidate many aspects of the DNA theory of cellular differentiation, which appears to be more directly under the structuring influence of the organism's own life energy field.

P) Human Studies: Aside from those clinical trials performed by Reich and his co-workers in the 1940s and 1950s, very little work has been done in the USA regarding the bioeffects of the accumulator on humans. All research into these questions was halted by medical police actions in the 1950s. Recent studies from Germany, however, have confirmed such bioeffects. In general, a person sitting inside an accumulator will feel a variety of warm, glowing, or sometimes tingling sensations at the skin surface; their body core temperature will rise and skin flush, while blood pressure and pulse rate will trend towards moderate levels, being neither too high or low. When properly used, it has a distinct vagotonic, enlivening effect. The chapter on

"Physiological and Biomedical Effects", as well as the Appendix article, will provide details on these questions.

6. Discovery of an Unusual Energy by Other Scientists

Studies by various natural scientists have, over the years, demonstrated energetic principles at work in the natural world which are similar to the orgone energy. Early Chinese medicine acknowledged the existence of such a force, called *Chi*, and the traditional method of acupuncture is based upon the existence of such an energy principle within the human body. Acupuncture points do not correspond directly with nerve endings, and the most able acupuncturists do not rely upon the Western models of physiology to explain its effects. Given the absence of a vital energy principle, Western medicine cannot explain acupuncture, and has resisted its adoption in the United States. Acupuncture furthermore works on animals, invalidating invocation of the placebo effect; ancient texts from India have also referred to the life energy, called *Prana*, and provide maps of *Nila points* (similar to acupuncture points) on elephants. The texts from ancient China and India speak about an energy that is taken in through the breath, and flows through the body along the various meridians. Health is constituted by a free, unimpeded flow of this energy, while sickness occurs when the flow of vital energy is blocked. This is very similar to Reich's ideas on the orgone energy, though the Asian sources say little about the free expression of emotion; they also often advocated a conscious control of emotions and sexual feeling (*orgasm avoidance*). In contrast, Reich demonstrated that such chronic restraint or self-control was the reason why the life energy became blocked or dammed up in the first place.

In the Western tradition, the vitalists of the eighteenth and nineteenth centuries also discussed the existence of a biological energy or life force, which was called *animal magnetism*, the *odic force*, *psychic force*, *élan vital*, and so on.

Indeed, Mesmer spoke of animal magnetism as an atmospheric fluid which surrounded, charged, and animated living creatures, and could be projected across a distance by a therapist. Mesmer was a teacher of Charcot, who was, in turn, the teacher of Freud, who was one of Reich's early mentors. Reich also studied with other vitalists, such as Kammerer and Bergson, and the vitalist tradition has persisted as a quietly spoken minority viewpoint in biology. Besides Reich, the more recent advocates of a vital or dynamic energy principle in nature included the late Harold S. Burr of Yale University. Burr argued for the existence of a powerful *electrodynamic field* at work in nature, affecting both weather and living creatures. The biologist Rupert Sheldrake has similarly developed a theory on *morphogenetic fields* which also takes from this tradition. Like Burr's work, Sheldrake's theory provides a dynamic, energetic explanation for inheritance, making the biochemical DNA theory unnecessary. Most recently, editors for the academic publication *New Scientist* called Sheldrake's book the "best candidate for burning" they had seen in a while.

The surgeon Robert O. Becker developed these prior principles to a most amazing state of advancement. His early research led to the development of a class of devices for the electrical stimulation of bone healing and pain relief. His later work took these principles, and developed them to the point that he could artificially stimulate the *regenerative growth of amputated limbs of laboratory mice*, in a manner similar to the way in which a salamander or spider will regrow a lost limb. This kind of regrowth is by nature limited only to less complex creatures, and does not generally exist among mammals, such as mice, rabbits, and humans. Regrowth of an amputated limb had never been previously demonstrated in a mouse, or any mammal for that matter. Becker's work was a severe blow for both the biochemical DNA theory of cellular regulation, and the theory that the bioelectrical field of a creature was just a meaningless "by-product" of chemical metabolism, like the electric field surrounding a running automobile engine. His work proved that the energy field of the animal was a primary determi-

nant of growth and repair, as was the case with Reich's work. Becker was preparing to replicate the limb regrowth experiments on humans, when the biomedical community reacted with severe outrage against him, pulling dirty tricks of all sorts to have his research funding cancelled, and his laboratory shut down.

Another vitalist of our era is Bjorn Nordenstrom, director of the Karolinska Radiological Institute in Sweden. Nordenstrom, like Reich, made a study of the x-ray "ghost" phenomena, which is an unusual spontaneous fogging of x-ray films. It appears as a wispy, smoke-like or blob-like form on the x-ray images of patients, and sometimes can be seen on the monitors of airport baggage x-ray equipment. It cannot be predicted, and most radiologists consider it to be a nuisance. However, Nordenstrom studied it, and observed distinct patterns correlated to his patient's bioelectrical fields. Like Reich, he also discovered and measured currents of bioelectricity in the body. His meticulous research was summarized in a book titled *Biologically Closed Electric Circuits: Clinical, Experimental, and Theoretical Evidence for an Additional Circulatory System*. After being heavily advertised in medical journals in the USA, it sold less than 200 copies, evidencing a contempt among mainstream medical doctors for any new findings that would support the principle of a life energy, even one of a purely bioelectrical nature. Unable to find support for his work in the West, Nordenstrom recently went to China to pursue his clinical research.

Other biological scientists have inferred the existence of such a vital energy principle, on the basis of their experimental work. When they provide good confirming evidence, they are hotly attacked. The French scientist Louis Kervran, for example, spent years developing very elegant and simple experiments demonstrating that the basic elements of chemistry were being *transmuted* by living creatures. Chickens fed a diet free of calcium, for example, would not lay mushy or fragile eggs, unless dietary silica was restricted. With a restricted silica intake, however, they laid mushy and fragile eggs, and it did not matter how much calcium they ate. Likewise, laboratory mice would heal

broken bones very quickly when fed a diet high in organic silica, but not so fast when silica was minimized and only calcium was provided. These experiments strongly suggested that dietary silica was being transmuted into calcium in the bodies of animals. Kervran also experimentally demonstrated other likely transmutations, and other scientists in Europe and Japan confirmed his findings. He eventually came to the conclusion that there had to be some unknown form of powerful biological energy at work to drive the transmutations. But when he wrote to a prominent American scientist for assistance in obtaining equipment for an important experiment, he was impolitely told to go "read an introductory textbook on biology". In the United States, Kervran is better known among homeopathic doctors and organic farmers than by university professors. However, if Kervran is right—and the experimental evidence suggests that he is—then the textbooks of biochemistry will need to be rewritten. As Kervran pointed out, biology and biochemistry are two entirely different disciplines and should not be confused. Biology is concerned with observable fact, while biochemistry attempts to explain observed facts by a chemical theory which assumes elemental constancy. And it is with this basic assumption that part of the error lies.

Another French scientist, Jacques Benveniste, actually demonstrated such an energy principle at work in homeopathic dilutions. His experimental work was successfully replicated by independent laboratories in other countries, to satisfy his obstinate critics. But that was not good enough. For making this offending discovery, which lent some support to homeopathic physicians (who are often prosecuted and jailed in the United States), the science journal *Nature* dispatched a "hit squad" of fraud investigators, debunking magicians, and skeptical editors to his laboratory, under the guise of "evaluating" his laboratory procedures. The *Nature* science cops made a mess of Benveniste's lab, distracting laboratory workers, performing slight-of-hand tricks, and shouting, before finally being told to leave. *Nature* subsequently tried to smear Benveniste in their editorials, but did not factually refute his work through replication of experi-

ments. Such is the warp and weave of traditional academic science in the 1980s.

In the atmospheric sciences, the tradition of dynamic energy forces which affect entire regions was preserved for a period by older weather forecasters, who used streamline, rather than frontal theory to predict weather. Streamline analysis more coherently focused upon streaming movements of air, or jet streams as they are called today. For example, when you look at the dynamic images of clouds, as seen from a satellite in space, you do not see "fronts". But you do see *streaming movements of clouds*. Reich independently discovered the basic configurations of these streams, years before the first weather satellites were launched. Likewise, the older atmospheric scientists often argued for a great interconnectivity in the atmosphere. Charles G. Abbot, head of the Smithsonian Astrophysical Observatory in the 1950s, used related energetic concepts to predict the weather months into the future. But he was ignored and ridiculed for his findings, in spite of their uncanny accuracy. Irving Langmuir, one of the originators of cloudseeding techniques, once objectively demonstrated that cloudseeding in New Mexico would trigger rain storms all the way into Ohio, and he warned his fellow workers about this danger. The cloudseeders of today, funded by millions in Federal dollars, act as if Langmuir's work never took place, and refuse to replicated his simple experiment. They deny the existence of long distance effects from cloudseeding, knowing that if such effects became public knowledge, they would be forced to stop.

Among the physical scientists, the idea of an energy in space was embodied in the concept of an *aether*, which dates back hundreds of years. The theologian/physicist Isaac Newton forcefully argued that this aether *had to be static*, in order to prevent it from directly participating in the movement and ordering of the heavens. That role, Newton argued, belonged only to the anthropomorphic God (who at that time was demanding that unbelievers be ruthlessly tortured and burned at the stake). And, over the years, a dead, unmoving aether has never been detected. However, an *aether with more*

dynamic properties was objectively demonstrated by the physicist Dayton Miller. Miller also explained why prior attempts to measure the aether had failed. First, he observed that the aether is *entrained* at the Earth's surface, and moves faster at higher altitudes than lower altitudes. Prior attempts to measure its movement had taken place only at lower altitudes, or in heavy stone buildings or basement locations. Second, Miller's aether was *reflected by metals*, and prior attempts to measure it used instruments with the critical parts housed inside metal enclosures. Miller found that by doing the crucial aether-drift experiments on a mountain top, inside a flimsy building without metals or dense window materials, that it was readily detectable and measurable. He made over 200,000 separate measurements, over the course of 30 years of investigation. Contrast this to the famous Michelson-Morley experiment, which involved a grand total of six hours of actual measurement time, made over four days in 1887. The Michelson-Morley experiment is widely misquoted as having completely failed in the detection of the aether. It was a hinge-point in the sciences, after which the idea of the aether was given up entirely for the "empty space" theories of relativity and quantum dynamics.

Miller's extensive work on the aether question was never rebutted when he was alive, but his research was contemptuously compared with "searching for perpetual motion". After his death, the adherents of the empty space theory breathed a heavy sigh of relief. Today, every physics textbook starts out with the falsehood that "the aether was never measured or demonstrated". It should be pointed out that the theories of relativity and quantum dynamics, plus the expanding universe and "big bang" theories, are utterly shattered by the discovery of an energy in space, and many physicists, who cling to their theories religiously, simply refuse to look at this kind of evidence. Worse, the discipline of physics has become a military-oriented growth industry, with multi-billion dollar funding for the sustenance of nuclear power and bomb-making technology, for fusion plants, particle accelerators, and "star wars" experiments. This kind of research has not brought forth any real benefits or fruits for humankind, but

has become a self-perpetuating "research industry", a multi-billion dollar edifice which, like the medico-pharmaceutical industry, is threatened to the core by these discoveries of a primary, cosmic life energy. The physics community has unfortunately reacted to these new findings with the same arrogance and viciousness that characterizes the medical communities' reaction to the life energy. Einstein's followers, for example, have recently been accused, in print, of very nasty stab-in-the-back tactics of censorship and suppression. An entire new journal, *Scientific Ethics*, for a short period at least began to expose the whole stinking mess.

Of great interest for Reich's work is that Miller's dynamic aether was *more active at higher altitudes*, and *reflected by metals*. The capacity to be reflected by metals, with a more active state at higher altitudes, are basic properties of the orgone energy, as independently discovered by Reich. The orgone also satisfies many other of the basic properties and functions of an aether, being ubiquitous and mass-free, and by providing a medium for the transmission of electromagnetic excitation. However, the orgone also spontaneously pulses, superimposes, and directly participates in the creation of both matter and life. But even without using the taboo word "aether", or the more offending word "orgone", another group of physicists have detected or inferred the existence of dynamic energy currents at work in deep space. For example, the American astrophysicist Halton Arp made so many photographs of energy/matter bridges between deep-space objects, where those energy/matter bridges should not have been there, that he was actually banned from using the big American telescopes. His simple photos demolished the theories of empty space, the expanding universe, and the "big bang" with a single shutter click. So great was the hatred against his work that he ultimately had to go to Germany to continue with his research. Hannes Alfvén, another famous physicist, also deeply offended his contemporaries by suggesting, like Reich, that space was filled with streaming currents of plasmatic energy. The space scientists to this day refuse to send satellite probes where he says they should,

as to do so might confirm that space is energetically rich. In fact, physics of today is in a state of turmoil, and is desperately trying to explain away the newer evidence for an energy in space, to preserve the big bang theory, relativity, quantum dynamics, and the billions of dollars of research money that supports the "empty space" religion, and its institutional priesthood.

Few of the above ideas, nor the findings on sunspot-weather correlations, are given much funding or investigation today. Science journals still routinely carry the false statement that "no mechanism" has been found for solar-terrestrial correlations, just as physics textbooks carry the falsehood that "the aether had never been detected". And it is true that these relationships cannot be true, nor do they make any sense, from the standpoint of the "empty space" theories of physics. They require a medium in the atmosphere and in space, through which excitations and influences can pass, independent from thermal or pressure phenomena, a force which propagates in the atmosphere faster than air currents, and which can likewise quickly propagate influences across the depths of space. Again, Reich's orgone energy fits such a description.

Other research has been done to show that living creatures, and the physical chemistry of water, are sensitive to weather or cosmic factors in a manner than cannot be explained according to simple mechanical phenomena, such as light, temperature, humidity, or pressure. Frank Brown, of Northwestern University, spent decades demonstrating that the biological clocks of various living creatures were sensitive to lunar cycles and other cosmic forces. Nobody could refute him when he was alive, but today, after his death, his findings are widely ignored. Likewise the works of the Italian chemist, Giorgio Piccardi, who demonstrated that the physical chemistry of water was changed by magnetism, sunspots, and other cosmic phenomena. His work helped to fuel an interest in the magnetic treatment of water in Europe, leading to new methods for reducing scale deposits in household plumbing, and in industrial boilers. Magnetism, correctly applied, can alter the solubility character-

istics of water, allowing dissolved substances to remain in solution at concentrations higher than normal for a given temperature. In the USA, these findings have been greeted with derision, as every physics textbook says magnetism has no effect upon water. Also, almost every chemical laboratory uses magnetic stirring devices to mix their chemical solutions, instead of the "old-fashioned" hand-operated glass stirring rods; these magnetic stirring devices would, if Piccardi is correct (and he is) alter the chemistry, precipitate quantity, and titration curves for every chemical reaction exposed to them. And so, the new findings are ignored in the USA, while abroad, new products based upon the discovery are entering the marketplace. Simple magnetic water treatment systems for the home are now common in Europe, replacing in many cases the ion-exchange water softeners, with their bags and bags of salt. In the USA, meanwhile, the water softener industry, in collusion with dogmatic academics and politicians, has managed to have laws passed in a few states to forbid the sale of magnetic water treatment devices.

Piccardi's work extends beyond the issue of simple magnetic treatment of water, however. At one point he attempted to isolate an unknown cosmic energy which was affecting his chemical experiments, in a manner similar to strong magnetism. In order to block out the unknown radiation, which was correlated to sunspots, he constructed an electromagnetic shield around his experiments, in the form of an Earth-grounded metal box enclosure. Then, in order to stabilize the temperature inside the metal box, he placed a layer of wool around the outside. To his amazement, the metal box did not extinguish the cosmic phenomena, but amplified it. He and his co-workers spent decades performing chemical experiments inside similar enclosures, which mirror the construction of Reich's orgone energy accumulator. This independent corroboration of the orgone accumulator principle by Piccardi was also confirmed, though in a less direct manner, by the biologist Brown. Brown observed that hermetically sealed *metal enclosures*, with a constant pressure, temperature, light and humidity inside, would not extin-

guish cosmic influences upon biological clocks, but would instead allow them to be more clearly observed, or even add an unusual dimension to their behavior. For example, inside the metal box, the metabolism of potatoes followed a cycle that correlated with lunar, solar, and galactic parameters. Potato metabolism additionally demonstrated a correlation to local weather; *not the weather today, but the weather two days into the future!* In the enclosure, the energized potato would respond to external energetic factors in the environment which were also determinants of future weather events.

The above are just a few of the kinds of evidence that exist for an energetic principle similar, or identical to the orgone energy. In many cases, these researchers had not known of Reich's work. In a few, they hated Reich's guts, and would hardly tolerate mention of his name by their students! And yet, the facts speak powerfully for a corroboration of Reich's orgone energy. It must be stated, however, that Reich's discovery on the orgone energy is far more inclusive, comprehensive, and tangible than any of the above concepts. In addition to having been quantified, photographed, and measured, the orgone can be seen, felt, and, as noted in this book, accumulated within special experimental enclosures.

An additional word must also be given regarding the response of the scientific and academic communities to these new discoveries. The reader will note that most, if not all, of the above researchers were hotly attacked, or isolated and ignored for their findings, irrespective of their credentials, reputations, or the amount of evidence they provided. This emotional reaction, of running away from or attacking disturbing new ideas, was explained by Reich as being the results of a specific emotional disorder, which he called the *emotional plague*. Virtually all scientists who have verified portions of this common natural energy principle have been assaulted by special *emotional plague* characters, who build their reputations not upon work or research, but upon political power, and the number of scalps they have taken. Gossip, slander, political tactics, the sneak attack, and even manip-

ulation of the courts and police are standard tactics of the plague. Their secret goal, like the Grand Inquisitors of the Church, is to kill disturbing new findings, and the men and women who make them. The history of science is filled with evidence for this kind of behavior. The reader is encouraged to read Reich's discussion on the emotional plague, in *Character Analysis* (3rd Ed.), *People in Trouble*, and *The Murder of Christ*, as it still constitutes the major obstacle in the way of human social progress, and scientific research.

Part II: The Safe and Effective Use of Orgone Accumulating Devices

7. General Principles for Construction and Experimental Use of the Orgone Energy Accumulator

A) The interior surface of all accumulators must be composed of bare metal. Paints, varnishes or coatings on the metal will interfere with the accumulating effect, though zinc galvanizing does not.

B) The outer, exterior surface of all accumulators must be composed of an orgone-absorbing, generally organic, non-metallic substance.

C) Metals and non-metallic materials may be alternated in multiple layers within the walls of the accumulator for stronger energy accumulation. The more layers, the more powerful the accumulator, though one does not simply double the strength by doubling the layers. A three ply accumulator will have about 70% of the strength of a ten ply accumulator (one "ply" consists of a layer of metal plus a layer of non-metal). Accumulators of different sizes may also be nested one inside another, to develop an even stronger charge. Points A and B above must be strictly followed, however. In multiple ply accumulators, you can double-up the final outer organic, non-metal layer, and the innermost metal layer, for additional energy accumulating capacity.

D) A major common error made by some who reproduce Reich's orgone accumulator experiments is the use of inappropriate accumulator materials. For accumulators used on living systems, and particularly for human use, copper, aluminum, and other non-ferrous materials must be completely avoided as they yield *toxic effects*. Similarly, certain types of polyurethane foams, rigid or soft, do not have a good effect upon the living system when used in an accumulator. Any type of material impregnated with formaldehyde, or

made with other highly toxic glues or resins should not be used.

Good non-metals

wool, raw cotton
acrylic, styrene plastic
celotex (soundboard)
cork sheeting
glasswool, fibreglass
rock wool
bees wax, candle wax
soil, water

Poor or toxic non-metals

wood or plywood
urethane or polyurethane
pressboard (very hard)
organic materials containing
formaldehyde, asbestos,
or other toxic chemicals

Good metals

steel or iron, sheet, screen
galvanized steel
steel wool
stainless steel
steel/tin can alloy

Poor or toxic metals

aluminum, sheet or screen
lead
copper

E) Some individuals have experimented with accumulators composed of buried metal boxes, surrounded with rich dark soil, free of pesticides and herbicides. The larger of these kinds of accumulators give the appearance of a root cellar or "burial mound". Some authors familiar with ancient archaeological sites have even speculated that the life energy principles were known and used by ancient peoples. Certain ancient mounds and structures have a layered characteristic, using clay soils or stone of high iron content, covered over with other layers of organic-rich soils or peat.

F) An exceptionally powerful accumulator can be made by using bees wax or other dielectrical materials for the outer, non-metallic layers. These materials may be quite expensive for a larger accumulator, and are also fragile. If you use a fragile or crumbly material for the outer non-metal layer, you can coat the outer surface with clear shellac. This has been tried by many people, and does not appear to interfere with the accumulation or life enhancing quali-

ties of the energy. Never use shellac on the interior surfaces, however.

G) Experiments have demonstrated that the shape of the accumulator is a factor of lesser importance than its material composition. However, accumulators made in the shapes of cones, pyramids, or tetrahedrons have yielded occasional unexplainable life-negative effects. Unless one is testing for such effects, accumulators should be constructed in rectangular, cubical, or cylindrical shapes. These have given the best results, and are also easier to construct. One anecdote here: in 1980, the author was in Egypt, and went into the Great Pyramid of Cheops. While inside, I was struck down by a most intense choking, and could not get a breath. The feeling was relieved by emptying my canteen of water over my head and chest. Later, I heard reports of whole groups of tourists being similarly stricken, to the point that some people had fainted away, and had to be resuscitated outside. I cannot say if this is an effect of poor ventilation or not, but in my own case, I was the only one out of 8 people in a tour group to be badly affected. Given my observations of stunted and killed seedlings within conical and pyramidal accumulators, it seems possible to me that these effects are the result of a toxic accumulation or overcharge effect. More work needs to be done to clarify these factors related to shape, as well as accumulator use in energetically stagnated environments, such as deserts. See the chapter on "Warnings and Dangers" for more details.

H) Corners of accumulators do not have to be precisely constructed, nor do layers have to be air tight or precisely fitted, though one certainly wishes to have as neat and clean of construction as possible. In some cases, I have seen metal boxes loosely wrapped with layered steel wool and cotton, felt, or wool. Also, some have used tin cans, as used for food preservation, wrapped with plastic, and then placed inside another larger can which was, in turn, wrapped with more plastic. These tin-cans were nested inside each other to make reasonably effective four or five ply accumulators, for seed charging or other purposes. They do not look especially neat or "scientific", but they do function.

I) Accumulators should be kept where fresh air can circulate. The door or lid to the accumulator should also be kept partly open when not in use. Its interior may be kept fresh and sparkling by keeping an open basin of water sitting inside when not in use. Periodically wipe the interior and exterior clean with a damp cloth.

J) Larger accumulators used by humans or farm animals are best kept outdoors under a sheltered area, where rain will not fall on it. Good air circulation and sunlight will assist with the accumulation affect. The best location for accumulator research would be inside a large wooden barn in the countryside, away from all kinds of electrical transmission lines, electromagnetic devices, and nuclear facilities. This finding on the best environment for the life energy is in full agreement with more recent findings on *house ecology*, wherein a constructed habitat is critically reviewed for toxic effects upon its inhabitants. See the "Warnings and Dangers" chapter for more details.

K) The accumulator will not develop a strong charge during wet, rainy weather. On such days, the orgone charge at the Earth's surface is very low, most of it being taken up into the storm clouds overhead or at a distance. The strongest orgone charge is found in the accumulator on clear, sunny days, when the orgone charge at the Earth's surface is also quite strong.

L) Orgone accumulators used at higher altitudes tend to yield stronger charges than at lower altitudes; lower latitudes may yield stronger charges than higher latitudes; lower humidity atmospheres tend to yield stronger charges than higher humidity atmospheres. Periods with many sunspots and solar flares coincide with periods of stronger orgone charge, as compared to periods with few sunspots and flares. Alignments between the Earth, Sun and Moon, during full and new moon periods, appears to yield a stronger, more excited charge in the atmosphere, and within the accumulator.

M) If you run a controlled experiment with the accumulator, do not place any relevant instruments immediately adjacent to it. Remember that the accumulator has an energy field, and will partially influence nearby objects in a

manner similar to those kept inside it. The electrical or electromagnetic fields of various instruments might also disturb or otherwise affect an accumulator, making this caution doubly important for the research scientist.

N) Do not use any household electrical appliances connected to a wall plug inside or near to the accumulator. Neither should portable computers, TV sets, or other radiating devices be used. These will disturb the energy inside. The interior metal walls also conduct electricity, and there may be a danger of electrical shock. For human-sized accumulators, use a battery powered reading lamp if light is desired, or place a strong lamp just outside the door opening. Many people use such a light to read a book while sitting inside. Radio *receivers* do not appear to have a negative effect if used in the room, but the effects of "walkman" type headsets inside the accumulator are unknown.

O) For experimental accumulators, realize that any organic or moisture-bearing materials which are placed inside will absorb the orgone charge. Do not unnecessarily store or bring items inside an accumulator.

P) For human sized accumulators, one wishes the exterior walls to be no more than 2 to 4 inches from the skin surface. When sitting inside, it is best to partially or completely disrobe, as heavy clothing will interfere with absorption of the orgone radiation. A wooden chair or bench may be used as dry lumber is a relatively poor absorber of the orgone. Metal chairs are also OK, but may be uncomfortably cold to sit on.

Q) **NOTE:** A too-frequent or too-long use of the accumulator may lead to symptoms of overcharge, such as pressure in the head, slight nausea, general ill-feelings or dizziness. In such a case, leave the accumulator immediately and rest in the fresh air for a moment. Such symptoms will go away in a few minutes. However, Reich warned persons with a history of overcharged biopathies to use the accumulator only with caution, and then only for shorter periods. These overcharged biopathies include: hypertension, decompensated heart diseases, brain tumors, arteriosclerosis, glaucoma, epilepsy, heavy obesity, apoplexia, skin inflammations, and

conjunctivitis.

R) The question of "how much is enough" is related to one's own energy level, and is primarily a subjective determination, different for each individual. No one ever tells you how much water to drink to quench a thirst. You simply drink until you have the feeling of "having enough". The same is true regarding the use of the accumulator. When you have the feeling of "enough", then get out. With most people, this will be sometime after they have reached the point where their own energy field is gently *luminating*, or glowing with a warm excitement at their skin surface, and after sweating has commenced. If you are unsure about these kinds of feelings, be patient, as with some people, it may require many sessions before they can really feel the energetic effects. A good rule of thumb is to limit the sitting period to no longer than about 30 to 45 minutes. It may be used more than once a day, however. One should not attempt to "nap" inside for prolonged periods. Additional information on these bioeffects is given in the chapter on "Physiological and Biomedical Effects".

S) The qualitative state of the orgone, as well as its absolute charge, are constantly varying at any given location on the Earth's surface. Weather cycles cause the accumulator to vary its charge, and toxic environmental conditions (oranur and dor, see below) may periodically or chronically contaminate the accumulator, making its use potentially unsafe. Experimental use of the accumulator therefore demands that one learn about weather cycles and other environmental factors.

8. Warnings and Dangers: The Effects of Oranur and Dor

A common problem with use of the accumulator is the difficulty in finding an energetically clean environment in which to use it. The orgone energy in the atmosphere is very sensitive to certain kinds of disturbance and agitation. Much in the manner of living protoplasm, orgone energy can be *excited* or *irritated*, and certain environmental influences can drive it towards a toxic condition. If the energetic atmosphere in your home or neighborhood has been made toxic in this manner, use of an accumulator is disadvised, or advised only with great caution, as it will be very difficult to accumulate anything except a toxic charge.

For example, orgone accumulators, particularly those intended for biological experiments or human use, should never be used in rooms with the following orgone-irritating devices:

- fluorescent lights
- television sets
- computer or microcomputer
- other cathode ray tube devices
- microwave ovens, or eddy-current stoves
- electric blankets (even if only plugged in, and off)
- diathermy, x-ray machines
- sparking electric motors
- induction devices or coils
- other electromagnetic devices
- ionization-type radioactive smoke detectors
- clocks, wristwatches, or other devices containing radioactive, glow-in-the-dark materials (phospholuminescent materials, which work on the principle of absorbed visible light, are OK)
- other radioactive materials, or strong chemical fumes

Orgone accumulators should not be used even in the same buildings where the more powerful of the above kinds of devices (such as x-ray machines) are used, or were recently used. Experiments by Reich, and more recently by others in large German hospitals, have demonstrated that x-ray equipment will destroy the life-enhancing effects of the orgone radiation. Additionally, there is a *persistence effect*, wherein toxic energetic conditions remain for a time after the irritating devices are shut down and removed from a room or building. Orgone accumulators should likewise not be used in the immediate neighborhoods or vicinities where the following facilities are located:

- airport radar systems
- cellular telephone or microwave relay towers
- very high-tension power lines
- AM, FM, or TV broadcast towers
- nuclear power plants, storage facilities,
or nuclear waste dumps
- military installations with nuclear bomb storage
- past or present nuclear bomb testing areas

Reich and others associated with him made warnings about these devices in the 1940s and 1950s, but only today do we see epidemiological studies corroborating their life-negative effects. Part of this problem has hinged upon the difficulty that, by simply demonstrating a correlation between two events, you do not prove causality. One has to show or demonstrate just what the mechanism is, and objectively demonstrate each step between the two correlated events, before cause and effect are proven. This is in most cases a very wise policy, but it is very unevenly applied in the world of the sciences. Orthodox theorems are rarely subjected to valid critical review based upon their failures to meet this strict criteria (eg, "bad genes", "viruses", etc.), while unorthodox theories are denied funding or simply thrown out or repressed for whatever weaknesses they may have. Industrial

polluters may also raise this issue to avoid taking responsibility for the environmental damage they have done.

Regarding energetic questions, according to the best calculations of the physical scientists, low-level radiation *ought not* to have a deleterious effect upon the living system. The energy present in the low-level radiation, *as detected with conventional radiation detection instruments*, is simply not sufficient to do significant damage. And yet, the damage occurs. I emphasize the concern about "conventional radiation detection instruments", because a major fallacy of physics is that if an instrument does not measure an environmental disturbance, then no disturbance has occurred. The error here lies in the false assumption that their energy detection instruments must be detecting 100% of any disturbance. This unprovable assumption is, of course, challenged by biological or epidemiological evidence which demonstrates that an effect does exist. There is furthermore a great distrust of the body in the modern sciences, in that average people who are made sick by our modern energy radiating devices often are not believed, or are viewed suspiciously.

It is precisely here that Reich's findings on the orgone energy provide a clarification, as the life energy (and disturbances within it) *cannot be detected with ordinary nuclear or electromagnetic sensing instruments*. One has to modify the instrument to pick it up, or use entirely different methods. The orgone is also an interconnecting energy continuum, which provides a connection between the offending facility or appliance (nuclear plant, microwave tower, fluorescent light, TV set) and the living creature that is affected. As the local orgone energy field of the Earth, or the energy field of a home is badly disturbed and agitated by these devices, so too does the orgone energy field of a person in that environment become disturbed.

Modern physics partly acknowledges these connections, in that all nuclear bombs, nuclear reactors, and related facilities are said to radiate unshieldable, undetectable, theoretical *neutrinos* in tremendous quantities. These neutrinos race out from the facilities, penetrating all forms of ra-

diation shielding, and impinge upon the bodies of everyone for miles around. Theoretically, they do not do any damage, but this is purely a speculative assumption. The major observed fact is that according to the best theories of classical physics, **significant energy is constantly being lost from the heart of the nuclear reactor, through the heavy reactor shielding into the surrounding countryside, that cannot be detected with ordinary radiation detectors.** From the perspective of Reich's findings, it appears that this lost energy is not discharged as "particles", but is discharged directly back into the cosmic orgone energy continuum, which becomes greatly agitated and overcharged. Given the ability of the orgone energy to penetrate material substance, this energetic disturbance is quickly propagated outward, through the reactor shielding to affect living creatures and weather in the surrounding area.

Likewise, the dilemma of illness provoked from low-level electromagnetism. Such radiation *ought not* be making people sick, but it does. The theoretical difficulty here is that physics says these electromagnetic waves are transmitted across the countryside and around the globe *without any medium of transmission*. This position is similar to someone studying and working with sound waves, or water waves, but denying the existence of the air or water. But the nuclear and electromagnetic "particle-waves" need a medium through which they can propagate. The big myth of modern physics is that this medium was never discovered, and this fallacy was discussed in a previous chapter.

Nuclear and electromagnetic devices and facilities do have deleterious effects upon the health of their workers, and of people who live nearby, whether or not one accepts the bio-energetic point of view outlined here. In general, the health hazards are not evenly distributed among a given population. Certain very high energy, or very low energy people, and in general the very young and very old, are more sensitive to these toxic energies, and will react to them more quickly and strongly. A few cases may be given. I met a secretary who was unable to make the transition from typewriter to word-processor computer. Every time she sat in

front of the computer, she developed a metallic taste in her mouth, and became nauseous. This effect would last for weeks after a single exposure to the computer. Her boss and friends thought she was crazy, but she was simply more sensitive than they were. In another case I met a fellow who lived one mile from a large radio broadcasting tower, which was irradiating the entire area with a strong dose of electromagnetism at radiowave and microwave frequencies. By the time he realized the danger of his situation, his children had contracted leukemia, and he had to move out of the area. Medical practitioners who are confronted by such symptoms usually do not make a diagnosis based upon the energetic ecology of a patient's home and work environment. In a chapter below, I give a number of practical things people can do to protect themselves, and their accumulators, from these environmental hazards.

Reich's observations on the life-negative aspects of these devices and facilities cannot be explained according to conventional theories of physics and biology, but they have been corroborated to a greater or lesser extent. The various electromagnetic and nuclear devices and materials listed above are known to irritate the orgone energy, driving it into a wild, frenzied state which Reich identified as the *oranur effect*. Oranur was inadvertently discovered after small amounts of nuclear material were introduced into a strong orgone accumulator. Reich kept several large, 20-ply accumulators inside an even larger room-sized orgone accumulator at his laboratory in rural Maine. When the radioactive material was introduced into this highly-charged environment, the orgone energy field of the entire mountain region of his laboratory was driven into a state of wild agitation, which could be readily felt and seen. Laboratory workers became quite ill, and experimental mice kept in another building died in large numbers.

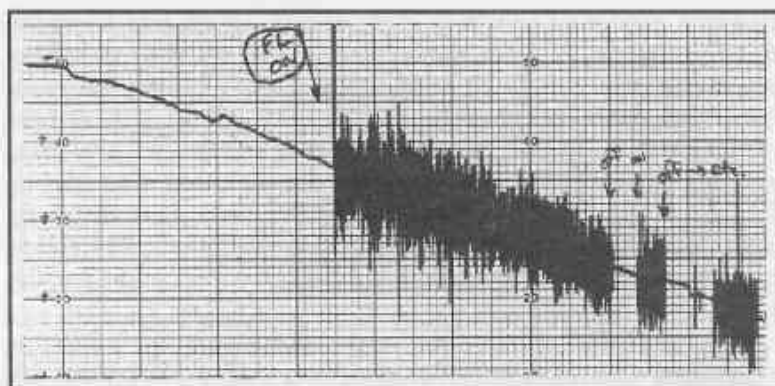
Reich found that the oranur effect persisted long after the nuclear materials were removed from the laboratory accumulators, making the facilities unusable for several years. Under such persisting oranur agitation, the orgone energy eventually becomes immobilized and "dead". Reich identi-

fied this deadened energetic state as *dor*, which was short for *deadly orgone*. A room charged with *dor* will feel unbearably stuffy, and it will be hard to get a good breath out of it. One also feels constantly dehydrated, given the water-hungry nature of *dor*. Some people react to *dor* with edema, and a particular extreme form of *dor*-sickness was identified by Reich and his co-workers. The organism responds with lethargy, immobilization, and emotional contactlessness. These effects are quite tangible, sensible, and measurable.

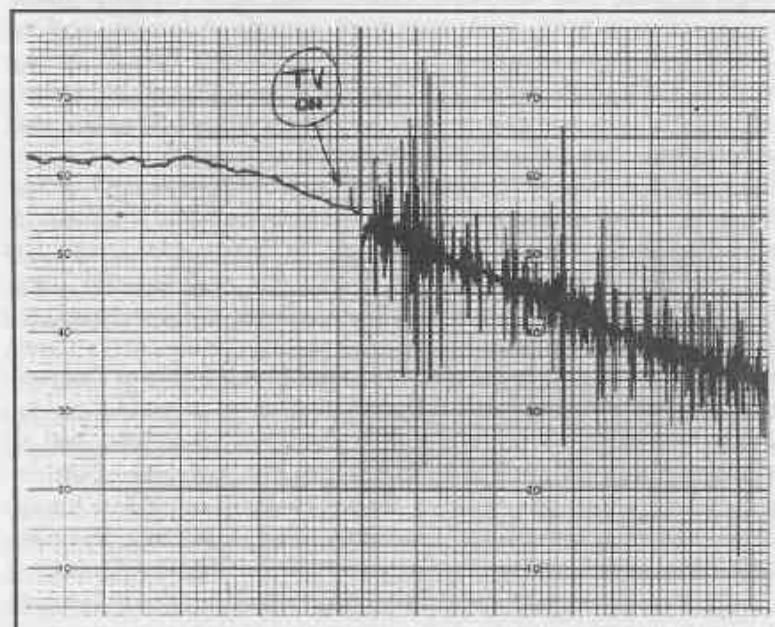
A great deal was learned about the atmospheric life energy from this experimental accident, and a 1951 work by Reich titled *The Oranur Experiment* describes the dramatic events. Reich later identified a number of other sources of mild to severe oranur, which could disturb the orgone energy within a home, office, building, neighborhood, or region.

In most people's homes, the most common orgone irritants are the TV set, the microwave oven, and fluorescent lights of any kind (the full-spectrum varieties reduce, but do not eliminate this problem). Fluorescent lights often produce hyperactive plants, with enlarged, oversized leaves, and so fool people into thinking that the lights are "good". Some studies have even shown that depressed people can be agitated to a greater activity or metabolism by exposure to fluorescent lights. Examples are wintertime emotional depression, depressed newborn infants, and even "depressed" office workers, all of whom are agitated to a temporary increase in activity under fluorescent oranur. In many cases, the increased activity was linked to light color or frequency, and this also has its influence. But the problem of fluorescent oranur excitation is usually not addressed as a factor in those studies. Oranur is, however, produced by all types of fluorescent lights, TV sets, and microwave ovens. It can be objectively measured through the disturbed electrical potential of a house plant exposed to such devices, through use of an orgone charged geiger counter, or by making extended measurements of accumulator functions, and observing the perturbation which occurs during oranur and *dor* conditions.

In any given city neighborhood, radio broadcast towers,



Above: Atmospheric energetic disturbance created by a fluorescent light, detected by measuring the bioelectrical field of a philodendron with a sensitive millivoltmeter (HP 412-A VTVM) both before and after the light was turned on. Below: A similar disturbance from a TV set. In both cases, no light from the apparatus reached the plant, which was shielded behind heavy cardboard.



airport radars, and microwave telephone communications towers also constitute hazards, and producers of oranur. Like microwave ovens, and TV sets, they are allowed to leak relatively high levels of radiation into their local environments. Infrared automatic door opening sensors, or automatic light switches, also operate closer to the microwave end of the infrared spectrum, as do library or commercial inventory scanners, which are designed to stop petty larceny. These smaller sensors are powerful enough to trigger your automobile police radar detector at several hundred yards, and may pose a danger to workers who sit near to them day after day; the actual risk here is simply unknown. Like microwave ovens and TV sets, they are allowed to expose the "average" person with an "average" dose, which is irrationally assumed to be harmless. Until more is known about them, you should err on the side of caution. Do not site an accumulator near any of these devices.

Nuclear plants likewise are permitted to vent (or rather, dump) significant quantities of measurable radiation into the cooling water and ventilation air that passes through the facilities. Aside from the fact that the local population breathes and often drinks this waste, which can accumulate in the food chain, there is the problem of oranur and dor. Both are created by nuclear plants, and the atmospheric energy in these areas will be affected, with one qualitative state predominating over the other. Sensitive people can literally feel the difference in a region after a nuclear reactor has been operating for a period, and careful observations will sometimes reveal changes in weather patterns.

Underground atomic bomb tests are perhaps the worst offenders, as they badly shock and agitate the orgone energy field of the entire planet. There is some evidence suggesting that severe weather extremes, such as drought or severe storms, plus epidemics of "flu" symptoms, may be triggered by underground atomic bomb tests, through a widespread disturbance of the Earth's energy field. Some evidence, currently under review, has suggested that the entire Earth is disturbed in its rotational dynamics, and the upper atmosphere overheated and perturbed, by underground atomic

bomb tests. These kinds of effects make no sense whatsoever from the viewpoint of classical biology and physics, which denies the existence of any vital energy principle, and assumes that space is "empty". From the standpoint of orgone biophysics, these effects do make sense.

Biophysically, the oranur effect can be felt by sensitive individuals as a jumpy, overexcited, possibly heated or slightly feverish feeling. One may feel a constant agitation; some people may mildly contract when it is present, while tempers may flare among others. Severe oranur affects each person at their weakest point, and tends to drive latent medical symptoms to the surface. The palms of the hands may exhibit a mottled characteristic, and sleep may be nearly impossible. There is a tendency towards inability to maintain a coherent focus upon work or other activities. The atmospheric expression of oranur is also one of overcharge. Skies may maintain a strong blue color, but significant haziness will appear on the horizon. Clouds do not coalesce or grow under oranur conditions, partly because the highly charged and agitated atmosphere cannot contract, and the charge within clouds cannot build beyond a certain point. Winds may be chaotic under oranur conditions, as if confused or agitated. Approaching rainstorms usually begin to fragment or dissipate as they approach an oranur-affected region. The atmosphere may have a "tense" or "strained" quality, reflecting the generally overcharged conditions. Rains will decrease, particularly as oranur is eventually replaced by deadened, immobilized dor conditions.

Dor has an atmospheric expression as well, and when sufficiently widespread, is associated with drought or desert conditions. It appears on the landscape as a steel-grey haze that reduces visibility, gives sunlight a burning or scorching quality, turns rains acidic, or completely blocks the rainfall. Clouds are rendered into a tattered state, similar to slightly dirty, shredded cotton, and never grow beyond a certain small size. Unusual small clouds with a black or dark grey coloration sometimes appear; in contrast to other small clouds in the area, these darkish clouds maintain their dull coloration even when directly illuminated by sunlight.

These are what Reich called *dor clouds*. They often form and reform continually over certain locations on the landscape, as if energetically attached to that spot.

While oranur and dor often exist together within a given region, one expression will generally predominate over the other. Being energetic phenomena, oranur and dor cannot be "blown away" by winds, though a good rainstorm may sequester and clean them out. Under exceptionally strong oranur or dor conditions, rainstorms are blocked and diverted, giving rise to prolonged drought. Desert locations are generally charged with great quantities of dor, particularly on the lower-lying portions of the topography. Regions with multiple nuclear power, refining, and waste storage facilities tend to be very highly charged with both dor and oranur. Sequential episodes of drought often occur in those areas, given that the life energy is rarely in a natural state, and is periodically overexcited, or deadened.

Contrast the above descriptions of oranur or dor conditions with that of the orgone energy in its normally sparkling and pulsing condition. When the orgone continuum maintains a state of healthy and vigorous atmospheric pulsation, regular cycles of rain-dry-rain-dry occur. The atmosphere is clean and transparent, sparkling and crisp, and does not have any notable atmospheric haze. The contrast between clouds and blue sky is apparent all the way down to the horizon. The open sky has a deep blue color, and cloud boundaries are sharp and well-defined. Clouds maintain a rounded shape, like buds of cauliflower, and build vertically without leaning sideways, or collapsing. Distant mountains maintain a bluish or purple coloration. The vegetation is also lush and crisp, full of life. Birds are active and soaring, and other animal life is also active. The sunlight warms, but does not scorch or burn as readily. The general subjective feeling during clear weather conditions is of great expansion, abounding energy, contactfullness, and liveliness. Breathing is so easy that the air literally pushes into your lungs. Most people feel exceptionally alive and alert, and more relaxed than usual. All of life is pushing upwards, against gravity, as an expression of the surging,

gently pushing and expansive nature of the life energy. During rainy conditions, one may feel less energetic or sleepy, but still comfortable and at ease. Rains occur with a cyclical regularity.

Most older people are aware that this quality of atmosphere is increasingly rare. It was more commonly observed in the past than today. Hazy, stagnant dorish qualities are fast becoming the "norm", such that many young people, particularly in the big polluted cities, do not know what a really crisp and sparkling day is like. For example, older airline pilots remember when dorish haze was present only over a few industrial areas of the Northeast USA. Today, however, dorish haze can be observed in unbroken fashion, from coast to coast, and also a considerable distance out to sea as well! Likewise, with the continuing rampant deforestation and desertification that is occurring world wide, dorish desert conditions are spreading into regions that were once much more lush and wet. In wetter regions, as the atmosphere becomes dorish, regular rainstorms are replaced by foggy acidic drizzles. Naturalists report that the blue orgone glow over mountains vanishes about two years prior to the onset of massive forest death, a phenomena which is likewise associated with hazy and stagnant air pollution. Indeed, the blue orgone glow of the oceans, rivers, forests, and atmosphere is vanishing at a disturbing pace, foretelling a collapse of entire ecosystems. Just when the life energy has been documented and objectified, it is being polluted out of existence, and killed.

To describe the energetic states of oranur and dor, Reich used the example of a wild animal placed into a cage. At first, the animal reacts with fury, attempting to break free of the constraining enclosure. Later, the animal exhausts itself, and becomes inert and lethargic. This response, observed by zoo keepers around the world, has likewise been corroborated by John Ott in his work *Health and Light*. Ott demonstrated that laboratory mice exposed to agitating radiation from a TV set would at first become overexcited; later, the same mice would become inert and lethargic, eventually developing degenerative diseases. Ott gave many examples

where aggressive behavior among breeding animals, such as mink and aquarium fish, were eliminated by removing oranur-producing fluorescent lights. Similar effects upon schoolchildren, from fluorescent lights in the classroom, are at work. Some school teachers have found that disruptive behavior in the classroom is often easily eliminated by simply turning off the fluorescent lights.

I have observed a similar reaction among children who are allowed to spend enormous amounts of time "watching" TV. During the early phases of a child's TV exposure, there is often little focus upon program content. The kids simply want the TV on, and they will often busy themselves with other things while sitting in front of it. One often sees this strange behavior among entire families, where the evening or weekend family activity revolves around the big color TV. Nobody seems to care what program is on, just so long as the TV is on. Like cocaine-eating laboratory mice, both children and adults may become *addicted* to the oranur effects of the TV set. Later, like Ott's mice, they may enter an inert, lethargic, or immobilized stage, what is popularly called the *couch-potato syndrome*, which may be a precursor to degenerative disease. Of course, there is an emotional component at work here, where emotionally contracted adults and children may use the TV as a means of escaping an unhappy social or family situation. But recall Reich's discovery that the orgone is the energy of the emotions. The effect of the TV is more than just a "cognitive" escape, and has distinct *bioenergetic* effects.

This bioenergetic form of electromagnetic/oranur addiction is most clearly seen when someone tries to turn the TV set off. Agitated or lethargic children, who were bathing themselves in the TV radiation, but paying scant attention to the program, may suddenly object quite vocally when attempts are made to shut it off. Even adults suffering from this syndrome will be discomforted by the thought of shutting the TV off, forcing them, as it would, out of a mildly catatonic state, into more direct emotional (bioenergetic) contact with other human beings. Of course, program content also plays a role, in that the more violent, cruel, and sexually tit-

illating it is, the more it will touch upon the repressed sexual longing and bottled-up anger of people in our society, to further feed the syndrome. Couch potatoes, adults or children, rarely if ever watch the educational channel.

Another response that belongs in this category is the child in a video game parlor who has run out of quarters, or who is ordered to leave. Anguish and even violent outbursts may occur as the child or adult is weaned away. Ott has shown that these devices, TV and fluorescent lights in particular, are often a cause of childhood hyperactivity. Other researchers are today have observed similar behavioral disorders, reinforcing social isolation and emotional contraction among young children who are addicted to their microcomputers. Some of these computer-addicted kids are now getting *cataracts*, from constant exposure to the computer CRT, and leukemia may likewise be an associated disorder of the technology. The oranur in school computer rooms, and in video game parlors is so intense that it is readily sensible. The TV departments of large stores, which also have many fluorescent lights, also assault the casual passers-by with intense oranur.

I saw one clear case of TV radiation addiction with three hyperactive children who spent hours each day in front of the set, but paid little attention to program content. The minute they came home from school, the set *had to be on*. When the TV was finally shut down (the frustrated mother had to cut the power cord to defeat the clever kids), there was a wail of agonizing protest, and a period of even more agitated behavior. After about a week, however, the kids calmed down and began to develop new friendships and activities, and the hyperactivity disappeared completely. She got rid of the big color TV, and got a smaller black and white set. Even though the kids were later allowed to watch the black and white set as much as they wanted, they never fell back into the same trap, and the hyperactive syndrome did not occur again. In these cases, the energy system of the human had become addicted to the electromagnetic/oranur agitation, which took a clear and conscious effort to overcome.

When using the orgone accumulator in an oranur or dor

environment, all of the above considerations are most important, as the accumulator will *amplify* whatever kinds of energy conditions are present in the local environment. If oranur or dor is present, an accumulator will amplify those tendencies, imparting a toxic, life-negative quality to its charge. In some cases, the effects of oranur and dor are both persistent and widespread, and cannot be affected by simply changing things in your own home. This is often the case with large polluted cities, and certainly in the regions near to nuclear power facilities. Regarding nuclear power facilities, a distance of around 30 to 50 miles is minimal for safety regarding both the biological effects of emitted low-level radiation, as well as for use of an accumulator. Similarly, if you are within a few miles of very high voltage electrical transmission wires, or large radio broadcasting towers, use of an accumulator is disadvised. Likewise, do not use an accumulator if your area has been recently subjected to a nuclear accident, and fallout is present.

One last set of considerations. Accumulators should never be used inside mobile homes or houses with aluminum skin or side paneling. Aluminum imparts a life-negative characteristic to the orgone energy, and it is advisable not to live inside such a structure even if an accumulator is not built or stored there. Mobile homes with wooden siding are safer, and no problem inherently exists with them. However, note that some mobile homes and buildings are insulated with fibreglass batting that has an aluminum backing. If this kind of insulation is widely used, it will act very much like aluminum siding, and turn the house into a large, aluminum accumulator. Also, houses with metal roofs, or new homes that use steel wall braces, instead of wooden components, will act somewhat like a large accumulator. I have lived inside such structures for short periods, and even without an accumulator, they tend to develop a very high charge inside. They can disturb a person's sleeping cycle, and lead to an amplification of the oranur effect if fluorescent lights, microwave ovens, or TV sets are used. Newer homes designed for energy efficiency often do not have adequate ventilation, which makes the energetic situations

even worse. One does not wish to live inside an accumulator, and most sensitive people will be driven a bit crazy by the overcharge that spontaneously develops within such a structure.

Learn to recognize dor and oranur, such that if the feeling inside a building or accumulator is ever disturbed or uneasy, you can take necessary steps and precautions to eliminate those effects. Air the room out, and check to make sure that TV sets, fluorescent lights or other such apparatus are not in use in nearby rooms or on floors above and below. If an accumulator is already present in such a location, air it out also, and learn the steps for water-cleaning it. Follow the steps and guidelines given in the next chapter for "Cleaning Up Your Energetic Environment". The subjective feeling in an accumulator should be one of warmth, comfort and relaxation. This is where it becomes most important that you learn about your energetic environment, and to get in touch with your own body and organ sensations. It is clear that factors related to "civilized" living often have distinctly negative influences upon both the orgone energy field of the Earth, of our homes, and ourselves. Whatever can disturb or agitate the atmospheric orgone energy field of the Earth, or of your home, will likewise badly affect our own life energy. The next chapter focuses directly on what can be done to mitigate or eliminate these toxic effects.

9. Cleaning Up Your Bioenergetic Environment

The last chapter identified some potential problems regarding use of the orgone accumulator, or living in an energetically disturbed environment. The following points will help you to create a living environment in which the orgone accumulator will yield its strongest charge, with the most energetically soft and expansive characteristics. If you undertake as many of these steps as possible, it will not only protect your accumulator, but also yourself and family, whether you construct an accumulator or not.

A) The "Barn in the Woods": The best of all possible environments for locating an accumulator would be on the dry floor of a large, airy barn in the countryside. Most people will not have such a barn, but may have a covered outdoor porch, which meets these conceptual criteria. One should try to duplicate these conditions as closely as possible. The "barn in the woods" environment should ideally be located next to open fields and forest, at least 30 to 50 miles from any nuclear facility, and 5 miles from any large cross-country power transmission wires. It would also not be on the "path" between microwave transmission beams, nor within 5 miles of any large radio or TV broadcasting towers. It is best to have an open, airy structure, with good circulation and sunlight, but shielded from rains and high winds. No TVs, fluorescent lights, microwave ovens, radioactive smoke detectors, and so forth, would be present in the structure. Only a few electrical outlets, with overhead incandescent lights, should be present.

B) Plants, Fountains and Waterfalls: You can enhance the life-positive energy characteristics in a room by filling it with as many living plants as possible, and providing it with continuous, adequate ventilation. Green plants soften

the effects of dor and oranur, and additionally oxygenate the air. The same is true regarding the cascading water of a fountain. Most people can feel these expansive and pleasing effects, and indoor plants, with waterfalls or fountains, are being increasingly used to improve the subjective aesthetics within both large and small structures.

C) Direct Water Cleaning: If your environment is polluted, or is of a dry, desert character, be prepared to routinely water-clean the accumulator by regularly wiping the insides and outside with a damp cloth. You can also keep an open bowl of water inside it during times of non-use, to draw off any stagnant energy.

D) House Building Materials: Books devoted to helping people find safe building materials free of toxic chemicals are now available from bookstores and libraries. These will inform you on the many new non-toxic products and building materials on the market. From a bioenergetic standpoint, a concern exists about living within, or building accumulators in, mobile homes or houses with aluminum or steel skins or siding. Aluminum siding makes a dwelling into an *aluminum accumulator*, which is known to have a toxic influence in and of itself. Any structure composed of metal walls, or even the newer homes using metal studs for interior wall partitions, can create an energy-accumulating effect. While you may want to "charge up" inside an accumulator on a periodic basis, you do not want to "live" inside one! Remember, the "barn in the woods" principle.

E) Lighting: Regarding lighting, all kinds of fluorescent lighting, even the "full spectrum" varieties, are disadvised. These all have an agitating electromagnetic ballast, and high-voltage cathodes, that excite and disturb the orgone energy continuum. None of these lighting fixtures, or the fluorescent tubes themselves, even the cathode-shielded variety, eliminate the unshieldable oranur effect. The best possible type of lighting is simple incandescent, with standard *unfrosted* bulbs, in which you can see the filament through clear glass. These bulbs closely duplicate the natural solar spectrum, and do not create oranur.

F) Cooking: Regarding your cooking, microwave ov-

ens, and stoves that work on electromagnetic eddy-current principles, are not advised. While these ovens are certified as "safe" by the federal government, the standards used to set this criteria are quite out of date, and a collusion between oven manufacturers and the government exists. Ovens, stoves and toasters that work through electrical resistance heating are safer, but they do emit some electromagnetic disturbances in the extremely low frequency (ELF) range. Another drawback with electrical resistance cooking appliances is that they are not very efficient in their use of electrical energy. From a biological and energy efficiency standpoint, it is best to use pilotless, electric-spark, natural gas stoves and ovens for cooking.

G) Television: Regarding television, big color TVs are the worst offenders. They have three electron guns in the cathode ray tube (CRT), and operate at relatively high exciting voltages. The TV emits a wide spectrum of noxious energies, to include ELF, soft x-rays, radio frequencies and pulsed magnetic fields. They can rapidly build up the levels of oratur and dor in a room or house. As an alternative, the *projection* televisions, which do not have a cathode ray tube, appear safer from a bioenergetic viewpoint. They still have some disturbance upon the orgone energy, however, and should not be used near an accumulator. If you can't afford a projection TV set, try changing to a small black and white set, which has only one electron gun operating at a much lower voltage. Or take an even more radical step: dramatically cut back on, or stop watching TV. When I was a university professor, the first assignment I gave my students, to broaden their horizons and clean the mind of cobwebs, was to go out and get a big, chunky brick. The second assignment was to throw that brick through the front of their television set! Of course, no student ever did this, but the point is that you would be better off reading books, talking to friends and family, and more directly experiencing life, than playing couch-potato, or soaking up x-rays and propaganda in front of the tube.

H) Computers: Regarding computers, these are often worse than television sets, in that a worker sits quite close,

and spends a lot more time in front of them. Like a TV set, they often employ the same CRT technology, and produce ELF, radiofrequencies, soft x-rays, and pulsed magnetic fields, and have been linked to fetal deformities and miscarriages. If you use a computer a lot, it is best to get one that does not use a CRT for display of the information. There are newer systems, mostly on the laptop portable microcomputers, that use *liquid crystal* technology. These do not foster the eye-irritation and headaches often associated with the CRT. *Plasma* screens are another technological alternative to the CRT, but they use more energy to operate than liquid crystal displays, and may therefore generate biologically disturbing radiations. Aside from the computer screen, the internal circuitry of the computer will also produce electromagnetic disturbances and *oranur*. For this reason, it is best to use the portable computers that run off rechargeable batteries and DC current. This kind of computer does not have a connection to the 60 cycle AC power outlet, nor does it have an internal AC transformer, both of which create significant ELF electromagnetism. Coupled with a liquid crystal display, they are probably the safest computers on the market, and additionally require a minimum amount of electrical energy to operate. If you use a CRT computer, consider to purchase a *gaussmeter* (available from Natural Energy Works) and evaluate the strength of the energy disturbance you are being exposed to. Anything more than *1 milligauss* or *1 kilovolt/meter*, in my view, is too much for a chronic long-term exposure, especially for pregnant women. There are all kinds of "protective devices" on the market for supposedly neutralizing CRT radiations, but if they do not reduce the measurable field, they probably do not offer any protection. Regardless, you should never use any kind of computer or television in or near an *orgone* accumulator.

I) Electric Blankets and Space Heaters: Regarding electric blankets, these have also been linked with increased miscarriages and spontaneous abortions among pregnant women. Even when off and only plugged into the wall socket, they emit a powerful ELF electrical field that can have a toxic influence. It is advised that you get rid of them, and go

back to the wool blanket, down comforter, or heavy quilt. Electric blankets should never, never be used with an orgone blanket, or in an accumulator. By inference, this caution regarding electric blankets should be extended to cover portable electrical resistance space heaters.

J) Radio or TV Broadcasting Towers, and Power Line Emissions: Regarding radio or TV broadcast towers, and large overhead electrical transmission power lines, the environmental hazards are only now being documented. Do not be surprised if the local power company, or even environmental groups, have little information on these subjects. Educate yourself about the dangers, and make an assessment based upon your proximity, and what you have learned. According to my own study of the problem, 5 miles is a safe distance for both the larger, cross-country, very high voltage power lines, and for broadcast or telecommunication towers. However, in some special cases, very large electromagnetic broadcasting systems, as used by the military for global communications, may send a significant quantity of radiation through your area. In these cases, an independent assessment would have to be made.

K) Microwave Emissions from Radar and Telephone Towers: A major controversy is brewing about the biological effects of microwave radiation, which is finding increasing applications. In addition to use in household ovens, microwave frequencies are used for industrial drying and materials processing, and for weather, airport, and police radar systems. They are used for long distance and cellular telephone communications. Automatic door openers and motion detectors also use infrared frequencies bordering on the microwave portion of the spectrum. Accumulators should never be sited close to these appliances or facilities.

L) Smoke Detectors: Regarding smoke detectors, most of the cheaper ones use a bit of toxic radioactive waste as a source of ionization, as part of the operating mechanism. While they do function well for smoke detection, they should not be used in rooms with accumulators, nor where people are living or sleeping. The radioactive irritation constantly produces oranur, and can rapidly agitate the energy within

a room or small apartment. As an alternative, there are several very good smoke detectors that use the *photovoltaic principle* as an alternative to ionization and radioactive waste. Photovoltaic smoke detectors meet or exceed all legal requirements and fire safety codes.

M) Nuclear Facilities: If you live in an area close to a nuclear power plant or waste storage facility, you should make a serious assessment of the danger to yourself and family. Get information on these facilities from local environmental groups. Usually, there are one or more of such groups trying to clean up or shut down nuclear facilities at any given location. These citizen's groups are the best informed regarding the health hazards of any given nuclear facility. Regardless, it is reasonable advise not to live or work in an area closer than 30, preferably 50 miles of such a facility. Accumulators should never be used close to nuclear facilities.

N) Simple Radiation Detection Instruments: Most of the instruments for detecting electromagnetic fields or ionizing nuclear radiation are quite expensive, and many of the cheaper instruments are not suitable for detecting low level radiation, as you would usually encounter in your home or neighborhood. For a very rough and quick determination, however, you can use a few of the following simple and inexpensive devices. Once you have approximated your exposure from these facilities and devices, and can precisely locate them, you might be able to get the local Health Department to make more quantitative measurements for you, to help you assess the exact nature of your exposure.

Microwaves: One way to assess stronger microwave emissions in your area is to get a microwave oven meter, and an automobile police radar detector. The meters on these devices often have a green "safe" area, and a red "unsafe" area. In fact, if your cheap microwave oven meter registers even a little bit, or if the radar detector "chirps" when used inside your home, you are likely getting an unsafe microwave exposure. If they register outdoors also, your location is obtaining a dosage of microwaves from some nearby source. The simple automobile radar detectors operate on micro-

wave frequencies common to airport radars, automatic infrared door opening systems, and microwave telecommunications, which you will readily observe by driving around town with one. Using these simple detectors, you might be able to track down and locate local sources of emission in your neighborhood. Of course, you would not be able to make any real quantitative determination of risk by using these cheap and simple detectors. The dosages common for activating these detectors are significant, however, and should not be trivialized. At one apartment where I used to live, my police radar detector would start chirping whenever I parked my car facing a certain direction. The detector gave an indication similar to being only a hundred yards or so from an operating police radar. The activity was stronger higher up than at street level, and I later discovered that my apartment building was constructed along the path of a microwave telecommunications beam, that was being transmitted from one tower to another. The towers were at a relatively great distance from me, but the beam between them passed right overhead! The people on the upper floors were receiving a significant dose of microwaves in their apartments, and the oranur agitation in those upper floors was quite apparent. At other times, I have driven through entire towns or counties close to military facilities and airports, during which time the radar detector was constantly chirping away. No police radar was in use, and local people were being constantly bathed in the microwave energy coming from those facilities.

Electrical Fields: The electrical component of low frequency electromagnetic fields can be detected by using a cheap AM transistor radio, set to above 1600 KCS on the dial. With this setting, it will not pick up any radio broadcasts, but only background static. In fact, you can turn it up to full volume, and only hear a slight hissing sound. However, if you then hold it close to an electrical power outlet, power cord, electrical dim switch, telephone line or jack, computer, television set, or fluorescent light, you will find that the electrical disturbance will dramatically increase the level of interference and static in the radio. Your portable radio has

thereby become sensitive to strong electrical fields in the low frequency range, and will give a clear audio signal when so exposed. By walking around your house and holding the radio close to devices, or even portions of your walls that you may suspect are giving off these toxic fields, you can locate safe and unsafe areas of your home. Use the cheapest possible radio, with a plastic case and no external antenna, available from Radio Shack and similar stores for under \$10.

Magnetic Fields: The magnetic component of the electromagnetic field is likewise potentially toxic, and can be detected with a cheap magnetic acoustic coupler and amplifier. Radio Shack sells such a "telephone amplifier" (again, under \$10) for attaching to your telephone. When not attached to a telephone and set to a high volume, the coupler is sensitive to stray magnetic fields from a variety of household sources. Static hiss will increase as the coupler is brought close to a magnetic field, and the amplifier will give an audio indication. Use this in the same manner as the transistor radio, discussed above, to map out toxic fields in your home. Do not locate an accumulator, or your bed, or your child's bed, near to any of these toxic energy sources.

Nuclear or Atomic Radiation: There are no cheap or simple methods known for detection of low level atomic (ionizing) radiation. Most Geiger counters are incapable of monitoring the weaker amounts of low level radiation that comes from computer CRTs or TV sets. Likewise, radiation from nuclear facilities is generally rendered dilute, but still dangerous, by mixing it with large volumes of air and water. Sophisticated methods for long term monitoring, or concentration of air and water samples, are required for proper measurement. Holding a simple Geiger counter in front of a TV set or computer screen, or holding one in the air near a nuclear plant, will rarely detect anything, and is generally a meaningless procedure. Likewise, the cheaper pocket dosimeters are generally made to detect fairly high levels of radiation, and will not register low level effects. Even so, I have seen physics professors hold a Geiger counter tube, made for detection of intense gamma radiation, in front of a

TV set, declaring it to be "completely safe". This, of course, is nonsense.

O) Environmental Action: From the above, it is clear that you can do a lot to eliminate toxic energetic disturbances inside your house. Dealing with such problems outside your home, in the local neighborhood, is a matter that requires concerted social action, and devotion of some of your time to working collectively with like-minded people. A lot of self education, and education of others, may be required to get even small problems resolved. Still, it is a myth to think that you cannot fight City Hall, or effectively take on a local industry or utility. Take the responsibility, and grab the bull by the horns. One thing is sure, the problem with radioactive and electromagnetic pollution, and the consequent dor and oranur associated with them, will only get worse in the foreseeable future. To get started, join a few national environmental groups, and begin networking with concerned people in your own area. Your local library should have a list of local and national environmental groups.

10. Draw Buckets, Bion Waters, and Bion Packs

Whenever we take a long soaking tub bath, or relax ourselves with a foot bath, we in part gain that feeling of relaxation because of the energy absorbing capacity of the water itself. Reich observed that water had a strong mutual affinity and attraction for the orgone energy. When we soak our body in a warm bath, our internal organotic charge, and bio-energetic tension, is reduced, and we relax. The effect may partly be explained by thermal warming of our bodies, but other considerations are clearly at work. By soaking in a tub of water, the energetic potential of the body will be reduced, while the energetic potential of the water will increase. We literally lose energy into the water, and relax, somewhat like a balloon that has lost a bit of air.

The energetic absorbing or *drawing* effect of water can be changed in character, into a combined *drawing and energizing* effect, through use of dissolved crystals, such as epsom salts, which increase the energy potential of the water, thereby making it a more powerful attractor and mobilizer of our own biological energy. A similar energizing and drawing effect can be brought about by soaking in a tub of water which contains 1 pound each of sea salt and baking soda. Salt and soda baths, lasting around 20 minutes, can be used to reduce tension and overcharge, or to drain off a toxic charge of energy.

The mineral baths at various natural springs where the water has observed healing properties appears to be based upon similar principles. Many resorts and health spas are built at locations where hot springs, or other waters or earth materials (muds, clays, ash) of an unusual nature exist. It is common for people to soak in these mineral waters, or in special mud or ash baths, after which they feel greatly relaxed, uncommonly energized, or even healed of chronic

ailments. Medical symptoms may be relieved, temporarily at least, by partaking of these soaking baths. This tradition of the *healing waters* is more popular in Europe, given the hostility in the USA to noninvasive, natural kinds of treatment. The threat of criminal prosecution and jail often prevents clinics and health spas built on such mineral springs from openly competing with the hospitals.

Reich's work provides a basic explanation for these effects of natural waters and earth baths. Reich discovered the orgone energy, or life energy, during experiments which demonstrated that microscopic, energy-radiating vesicles could be derived from the disintegration of various organic and inorganic materials. Clay, soil, ground rock, beach sand, and iron filings were among the inorganic materials that, when allowed to disintegrate and swell in water or sterile nutrient broth solutions, would form the small radiating vesicles, which he later called *bions*. Certain sands from Scandinavian beaches were found to form bions of an exceptionally strong, bluish, radiating character. The blue bions from these preparations developed energy fields that could irradiate people and objects, and for a period, Reich experimentally used the energetic bion solutions for the treatment of various disease symptoms. Bion solutions were injected into experimental animals, where they had an immobilizing influence upon pathogenic bacteria and cancer cells. Later, *poultices* made from bions, or special *bion packs*, were made by which the energy directly liberated from the disintegrating substance could be used to irradiate the body. After the discovery of the orgone energy accumulator, which developed its charge directly from the atmosphere, Reich ceased experimental development of bion packs for such purposes. In later years, however, with the energetic and chemical poisoning of the atmosphere, and the consequent problem of contamination of the accumulator, interest in bion packs has been rekindled.

The following simple recipe for the bion pack was developed from a variety of sources. A bion pack can be made from clean beach sand or other earthen or clay materials known to have healing properties. A large handful of the

earthen material is wrapped in a thick sock, or other heavy fabric container, like a sausage, about one foot in length and 1/2 foot in width. It should be tied or sewn shut so that the material cannot spill out. The bion pack is subsequently saturated and *boiled* in water, or in a pressure cooker, for about 15 minutes. After this, it is wrapped in wax paper or plastic and allowed to *freeze* solid, in the freezer. For the first use of the bion pack, the boiling and freezing process should be alternated several times. It should *not* be cooked in a microwave oven. The bion pack is used after one of the boilings, being allow to cool, with excess water drained off. The pack is then applied to the body, with additional cloth insulation in case it is too hot. As the beach sand disintegrates from the cooking and freezing, radiating microscopic blue bions will form. The radiation from such a bion pack should continue even after the pack has cooled off, and it can be rejuvenated after drying out by repeating the boiling. Orgone radiation can be obtained from this natural source, even in very dourish, polluted atmospheres, when use of an orgone blanket or accumulator would be disadvised. The effect was discovered by Reich early in his research, and both the existence and behavior of the bions has been confirmed by other scientists.

Before the modern era of drugs, health professionals used special kinds of warming, radiant clay or sand packs, or plasters, which were used to relieve aches and pains, or for healing wounds or infections. Many of these poultices or plasters were learned from native healers, who knew which muds or plants gave the best effects. The author does not know if these kinds of packs or poultices are still commercially available. There are many plastic or rubber "plasters" and "warmth packs" available from drug stores, but these are based solely upon thermal phenomena. However, the various health spas and mineral spring resorts, where people soak in special muds, clays, or ash baths, are using the principles of life energy radiation, liberated from those natural Earth substances through the principles of bionous disintegration. The people running such spas would know where to find the best materials for your bion pack. A similar bionous process may also be at work regarding the

use of rock dust fertilizers, for reinvigoration of dying forests, and in the "mud facials" or "clay masques" applied to refresh the face, and tighten the sagging skin.

Another way to clean up the energetic atmosphere within a home or apartment is the use of *draw tubes* or *draw buckets*. Like the accumulator, these devices are very simple, passive instruments that function by virtue of basic energetic principles. Draw tubes are hollow metal tubes, made from 3/4" or 1" galvanized steel electrical conduit pipe, cut to around 2' lengths. The draw bucket is simply a plastic or metal pail, placed on a drain board, into which water is allowed to slowly circulate and overflow. The draw tubes are halfway inserted into the draw bucket, and are allowed to point off into various parts of the room or apartment which needs energetic cleansing.

As the water slowly circulates in the bucket, toxic forms of orgone energy are drained out of the room, and possibly from adjacent rooms as well. Dor tends to be exceptionally water-hungry, and will be removed from the room, assuming that additional quantities are not being created. Oranur will also be lessened, as the draw tubes and bucket gradually lower the energy level in the room, reducing agitation and overcharge. After the draw system has been in place and operating for awhile, you can hold your hand in front of the tubes and sometimes feel a slight tingling or "cool breeze" phenomenon. It is recommended that the tubes be positioned away from where people are resting or sleeping; they should likewise not be pointed to any part of the body longer than a few seconds. They can be set up for constant use in an office or working environment, to reduce oranur overcharge and agitation. On several occasions, I have seen such a system in use to lessen oranur in rooms with operating computer systems. In these cases, where a sink or drain is not near the areas to be treated, several lengths of hollow, flexible steel *greenfield* or *BX* cable can be used to extend the drawing effect from a sink or bathtub full of water into adjacent rooms. Point the open ends of the greenfield cable to the areas you want to clean. This kind of cable is used for electrical wiring, and can be purchased at most large hardware or electri-

cal supply stores. Do not use aluminum greenfield cable, and do not run any wires inside it.

It is essential that the grounding water be clean, unpolluted, and circulating or moving. It must be constantly refreshed, even if only by a trickle of fresh water. A bucket, sink, or bathtub can be used. The tubes should be made of galvanized steel or stainless steel, though the former is cheaper and easier to cut. Silver is also very good, but quite expensive. The tubes must be hollow, without dust or dirt on the interior. One end of each tube must be completely immersed into the water, and a number of tubes should be used. They may have a plastic coating on the outside.

The principles of the draw tube and bucket are based upon Reich's findings that water has the capacity to strongly attract and absorb orgone energy, and that hollow metal tubes has the capacity to focus or extend the drawing influence of the water some distance outward. At one point in his research, Reich developed a device called the *medical dor-buster*, which was used experimentally on patients, to remove overcharge and dor from the body. Larger devices called *cloudbusters*, based upon this same principle, were later used to remove accumulations of dor and oranur from the atmosphere, to restore atmospheric sparkle and rainfall during oppressive, droughty conditions. Both of these devices pose considerable hazards and health risks for people who would experiment with them, and consequently they not discussed here. However, a good deal of research has gone into studying these devices. The author, for example, has engaged in research with the cloudbuster for more than a decade, and has used the apparatus to terminate a number of severe droughts; other experiments have demonstrated a clear ability to increase clouds and rain in deserts. The cloudbuster constitute as great of a breakthrough in the environmental sciences as does the accumulator for the health sciences. Space does not permit a discussion here of this remarkable technology, but the interested reader can obtain more information by contacting the author through the Orgone Biophysical Research Laboratory, listed in the Information section.

When draw tubes and buckets are allowed to work in a room for several hours or days, the room gains a softer feeling and sweeter smelling condition; stuffy or oppressive conditions generally vanish. The metal tubes amplify the natural drawing effects of the water, grounding out stale and toxic forms of the orgone energy, changing it from a life-negative to life-positive character.

11. Physiological and Biomedical Effects of the Accumulator

It will be useful to review the biological effects of the orgone accumulator, as given by various people who have actually worked with it, and know just what it can and cannot do. However, this chapter should not be considered as a definitive or comprehensive overview of Reich's findings on cancer, the biopathies, or even the biological effects of the accumulator. It is not, and only constitutes a bare-bones summary, to let the reader know what kinds of things to look for if the accumulator is ever used in a health-related context. A complete bibliography for the materials summarized below appears in the reference section.

The actual discovery of the orgone energy and accumulator was first announced by Reich in the 1942 issue (Volume 1) of the *International Journal of Sex-Economy and Orgone Research*, in a section on "The Construction of a Radiating Enclosure". That journal focused also upon the emotional aspects of the cancer biopathy, the relationship of cancer to emotional resignation, sexual starvation, and chronic energy depletion. Reich also published his findings on the spontaneous organization of cancer cells from the patient's own bionously disintegrating tissues. Additional information was later published in the *Cancer Biopathy*, the *Orgone Energy Bulletin*, and the *Orgonomic Diagnosis of Cancer Biopathy*. Reich's findings on cancer were confirmed by others, who likewise published in his journals. But he never saw the accumulator as a simple "cure" for cancer, and explicitly said so on a number of occasions. However, he did lay claim to the following discoveries:

- 1) Cancer is a systemic disorder, and not just a tumor.
- 2) The cancer biopathy starts in early life, with a major component related to early childhood trauma, and the consequent respiratory block and suppression of

emotions; later in adolescence, and in adulthood, the individual has great difficulty establishing a love life, and eventually resigns from sexual pleasure, and from joy or meaning in life.

- 3) The cancer patient possesses significant bioenergetic neuromuscular contraction and tension (armoring) that restricts circulation and oxygenation in certain body areas, notably the sexual organs.
- 4) The cancer patient suffers from a chronic loss, and gradual depletion of bioenergetic charge of body tissues.
- 5) Shortly before onset of tumor development, the individual experiences a powerful emotional blow, such as loss of a special loved one, which reinforces their emotional resignation.
- 6) The cancer cell originates from bionous processes, arising from the disintegration of the patients own energetically weakened tissues.
- 7) A specific *t-bacilli* is found in copious quantities in the tissues and blood of cancer patients; *t-bacilli* are culturable, and when inoculated into mice will cause tumors to form.
- 8) Use of the accumulator could not by itself reverse the deeper biopathic nature of the cancer disease; in a limited way, however, it could stimulate the bioenergy system to expand, recharge the tissues, and even disintegrate tumors.

While this last point may sound like a cure for cancer, Reich was cautious about this, though clearly optimistic. Of the case histories given in his writings, he emphasized the failures over the successes. He was constantly making careful evaluations of the patient's blood, and also developed a new bioenergetic blood test, that allowed even precancerous tendencies to be identified. He also observed that the gentle vagotonic, parasympathetic excitation the accumulator provided would often deepen the respiration of the patient, and help to bring long-buried feeling to the surface. Reich also

worked with his patients characterologically, to overcome the emotional and respiratory blocking and sexual stasis associated with the cancer. The highly-charged blood would distribute new life energy from the accumulator throughout the body, into every organ and tissue, as patterns of emotional holding were likewise being relaxed, and the respiration deepened.

It was clear that the accumulator could recharge the organism, and even in a limited way help to overcome many secondary complications of the disorder. People would often regain lost organ functions and an increase in energy, for a few years, or sometimes in association with a complete remission of symptoms. But often, at least in the published accounts, a relapse would occur. In some cases, it was apparent that as the patient's tumors began to disintegrate, they would become debilitated by the toxic break-down products of the tumor, and die of secondary complications, such as kidney or liver failure. This was a particular problem when tumors deep inside the body were being broken down, and easy discharge of toxic tumor debris was not possible.

In some cases when the patient's bioenergy level was being recharged by the accumulator, they began to feel a welling-up of buried feelings, which they often did not want to deal with. In some cases, as they began to recover, they developed pains in the genital area or thighs, related to their sexual stasis. Reich found that almost all of his cancer patients had not had sexual intercourse for years, were trapped in a loveless, compulsive marriage, or were deeply religious. In such cases, overcoming the obstacle of sexual stasis and blocked emotion, and restoring their desire to live, was the key to a remission. In a few cases, as these emotional problems surfaced, his patients would discontinue further treatment with the accumulator, even though significant tumor reduction and restoration of body function had occurred.

For these reasons, and also to emphasize his interest in cancer *prevention*, Reich focused upon the central role of emotional and sexual resignation in the life histories of cancer patients. Where this resignation from life and feel-

ing could be overcome, Reich observed that the prognosis was better than where the resignation was left untouched. This factor appears to explain the common observation that cancer patients who become *emotionally mobilized*, who learn to express their sadness, rage, and terror, and who regain a desire to live, will have a better prognosis.

Given Reich's findings on the emotional component of cancer, the following question has to be asked: What effect upon emotional and sexual resignation occurs when radical cancer surgery deforms or incapacitates the sexual organs, or other body areas? Or similarly, what happens emotionally when the body is so badly assaulted by caustic chemicals and radiation, such that visible, frightening deformity occurs, and normal body functions, such as eating, defecation, or sexual arousal, are no longer possible? Such horrific treatments of degenerative illness surely can only *increase* emotional resignation and sexual stasis. Having done so, they cannot help but to also *increase* the rate of degeneration, and likewise *increase* the rate of relapse and metastases. In this context, it is no wonder that the mutilating surgeries and toxic chemical treatments advocated by cancer specialists today do not have any greater benefit to patients than the treatments of 30 or even 50 years ago!

Of course, the better known unorthodox treatments, which are banned in the USA (but not in Europe, Canada, or Mexico) can do much better than this. They commonly offer the patient natural foods and herbal remedies that energize and detoxify, in a manner similar to the bionous baths and bion packs discussed above. Reich, unfortunately, had his hands full with the discovery of the life energy, and other matters, and spent little time focused upon methods for detoxification. In *The Cancer Biopathy*, he did demonstrate, with use of a special fluorophotometer, that honey had about *eight times* the orgone charge of refined sugar, and also that unpasteurized milk carried *twice* the charge of pasteurized milk. The implication here is that natural foods are highly charged with life energy, as compared with synthetic, devitalized, and refined food products. The treatments developed by Gerson, Hoxey, Livingstone, and others, appear to have

independently discovered these kinds of nutritional differences through empirical means, and are clearly more advanced than Reich on the effects of diet and detoxification. (A list of clinics and research centers that specialize in these alternative treatments is given in the "Information" section.) These practitioners likewise employ special herbal or nutritional treatments that appear to have a significant bioenergetic component.

Without detracting anything from these alternative treatment methods, Reich's findings do more clearly provide a scientific basis for the origins of the cancer biopathy and cancer cell. His discussions on the emotional roots of cancer have been independently confirmed, and should assist in providing effective emotional invigoration of cancer patients. Reich's findings are also compatible with the various theorems on the causation of cancer from inadequate nutrition or environmental toxins, through the question of *energy level*. The measurable energy level of an individual appears functionally identical to the classical concept of *immunity*, or *disease resistance*, and is a key to understanding why one person gets sick, while another does not, under similar toxic environmental or dietary influences. Social and emotional factors, as well inherited factors, work a powerful influence upon the energy level, or charge of the tissues. Likewise, the discovery of viral/bacterial pleomorphism (capability of microbes to change form: viruses into bacteria, and vice versa), the independent observations of the *t-bacilli*, and the rediscovery of the bions by various biogenesis researchers, all confirm Reich's positions on the bionous, self-generated nature of the cancer cell. The following fact cannot be emphasized enough: **the causation, process of development, and reasonably effective, non-toxic therapies for cancer have existed for over 30 years.** The obstacle has not been a failure of science, but of the corrupting influence of politics, and the abuse of the courts and police by the orthodox medical establishment.

In spite of many difficulties, a lot of very clear and positive evidence has been gathered on the effectiveness of the accumulator for treatment of a variety of symptoms and dis-

orders. Very effective pain relief for, and subsequent rapid healing of severe burns has been reported. Likewise, a great reduction in pain was reported when the accumulator was used by cancer patients with tumors, and by persons suffering from arthritis. Besides Reich, other doctors associated with his research effort published case studies on the treatment of cancer with the accumulator. These published accounts demonstrated a significant and promising therapy for the disease. Complete remissions were rare, but people always experienced a reduction in pain and other symptoms, with a lengthening of life by at least several months to years beyond the conventional prognosis. Other medical problems were experimentally approached, such as diabetes, arthritis, tuberculosis, rheumatic fever, anemia, abscesses, ulcers, and ichthyosis. In these cases, benefits from orgone radiation and therapy were suggested. Reich also wrote about the promising application of the therapy to leukemia. Additional benefits in the form of an immunity to flu and colds, the elimination of skin problems, and general increased vigor and energy level were also discussed in the pages of his research journals.

To my knowledge, no clinical studies on treatment of human disease with the accumulator have taken place in the USA since Reich's death in prison. Only animals studies have taken place, mainly the effects of the accumulator on cancer mice, and on wound healing in mice. These laboratory trials with mice do confirm the wound-healing and anti-cancer effects of the accumulator. More recent human clinical trials from hospitals in Germany have taken place, and prescription of the accumulator is a standard procedure for some German doctors. Several of the German physicians I met told me that *the somatic effects of the orgone energy accumulator were more powerful in the treatment of cancer than any other form of conventional or natural therapy they had tried*. They reported to me the following effects of the accumulator on cancer patients:

1. Pain was relieved, the appetite was stimulated, and the patients became more alert and active, often leaving the hospital bed, or the hospital itself, to resume activities that inter-

ested them.

2. The blood picture cleaned up, with red cells showing a stronger energetic charge, and fewer t-bacilli.

3. Tumors ceased growing, and in some cases, declined dramatically in size.

4. While patients often gave the outward appearance of a "cure", accumulator treatment alone could not touch the emotional aspect of the biopathy, which would continue to deplete the patient in a manner that could not be compensated for. While the accumulator would usually extend the life of the patient by months or even years, the patient would generally experience a relapse at some point, with a sudden recurrence of all symptoms, and a quick, less painful death.

5. The German doctors also stated that many cancer patients were presented to them that did not possess the character traits of the fully-blown cancer biopathy, as described by Reich in the 1940s. In particular, many younger people and children came to them with tumors and a very poor blood picture, and with evidence of a greatly depleted energy level; but they did not have the complete sexual stasis or emotional resignation typical of the disorder among older persons. They attributed this to the prior exposure of the patient to environmental toxins and pollutants, and the increasingly devitalized nature of common foods. These observations suggested that, under conditions of environmental and dietary stress, energetically weak individuals are prone to tissue disintegration and tumor formation, while energetically strong individuals are not. In such cases, accumulator treatment gave excellent results, with a much better prognosis for long-term recovery.

Other German scholars have evaluated the somatic effects of the orgone accumulator. One double-blind, controlled study, published as a dissertation through the University of Marburg, is titled the *Psycho-Physiological Effects of the Reich Orgone Energy Accumulator*. An extended abstract of that important study appears as an Appendix in this *Handbook*. Based upon these kinds of published findings, we may once again summarize the biological effects of a

strong orgone charge:

- A) General vagotonic, expansive effect on the entire system.
- B) Sensations of tingling and warmth at skin surface.
- C) Increased core and skin temperature, flushing.
- D) Moderation of blood pressure and pulse rate.
- E) Increased peristalsis, deeper respiration.
- F) Increased germination, budding, flowering and fruiting of plants.
- G) Increased rates of tissue growth and repair, as determined through animal studies and human clinical trials.
- H) Increased field strength, charge, integrity of tissues and immunity.
- I) Greater energy level, activity, and liveliness.

Given these facts, it is not surprising that the accumulator might stimulate the recession of any symptom which is related to low energy charge in the blood or tissues, or to chronic overstimulation of the sympathetic nervous system. However, some medical problems are the result of chronic overcharge, and in those cases, use of an accumulator is disadvised, or advised only with caution, as previously mentioned. Again, Reich warned persons with a history of hypertension, decompensated heart diseases, brain tumors, arteriosclerosis, glaucoma, epilepsy, heavy obesity, apoplexia, skin inflammations or conjunctivitis not to use the accumulator, or to do so only with great caution and for shorter periods, due to the dangers of overcharge in those cases. Not all people suffer from a lack of energy, or even from "low energy". Quite often, people suffer more from a clamping down, or holding back of the emotional energy which they already have. In some cases, additional energy from an accumulator may simply give a person more energy to clamp down with. One should recognize this fact, and understand that regular accumulator use is not mandated for everyone, nor is it a panacea.

12. Personal Observations with the Orgone Accumulator

In the early 1970s, I met a young woman who had treated her ovarian cyst with an accumulator. Her doctor had urged surgery, but she did not have insurance or much money, and decided instead to try the accumulator. The woman had used the accumulator, a three-ply unit big enough to sit in, for about 45 minutes a day for two or three weeks. Around the middle of the third week, she had a vaginal discharge of blackish blood, which was the disintegrating tumor discharging into the uterine cavity. The woman felt completely healthy throughout the entire process, except for some discomfort during the time of the discharge. Some time after this, she went back to the doctor, who could not find a trace of the tumor. When told of the form of treatment, the doctor was derisive and uninterested.

Around this same time, I constructed a small but powerful accumulator, at a time when I was living only 8 miles away from the two Turkey Point nuclear power stations, in South Florida. I had been advised not to build accumulators that close to a nuclear plant, and had read Reich's account about oranur. Still, I remember thinking to myself, "It's just a small accumulator, and can't do much harm". The accumulator was left in a garage, along with a number of large metal appliances and objects, such as a clothes washer and dryer, refrigerator and filing cabinets. Within a week after doing so, the entire garage became so highly charged that it was impossible to stay in it for long. The sensible agitation and overcharge, which was provoked and amplified by the nuclear power plants, began to spread into the house, and the entire area often felt as if it were subtly resonating or vibrating. I still recall quite distinctly this phenomenon, which was most apparent at night, when winds ceased, and city noise was quiet. Meanwhile, plants inside the house began to

die, and the white blood count of family members began to increase. A small Geiger counter began to yield erratic and racing counts for "background" radiation. In a bit of a panic, I dismantled the small accumulator, and removed other metal from the garage. A small draw-bucket was placed there, and the disturbance gradually quieted down. Still, the nuclear power plants were a constant worry, and we moved out of the area.

A few years later, I built another very powerful ten-ply accumulator, with shooter funnel, as described in the following chapters. One day when I was working outside, barefoot, I accidentally stepped on a hot soldering iron that had been carelessly left on the ground. My flesh was badly seared, and I was in a great deal of pain. However, the new accumulator and shooter were fortunately nearby, so I placed the burned foot into the shooter funnel. Within *seconds* the pain receded, and in a few minutes there was no pain at all! Without further discomfort, I could clean the severe burn, which had taken away all the layers of skin. The wound healed very rapidly after this, and I subsequently learned that pain relief from burns, and rapid healing of new skin, was one of the most powerful effects of the accumulator.

After constructing an accumulator that was large enough to sit in, I was able to confirm a number of subjective and objective measures that were first observed by Reich. It did indeed make one feel more invigorated and warmer, with a flushed skin. I no longer contracted colds or flu like before. I have never been sick in any major way, and so have no major "healing" of myself to report. Eventually I ceased sitting in the accumulator on a regular basis, as I just did not feel the need for it. More often, I use the orgone energy blanket. It is easier to store (on a hanger in an airy place) and can be retrieved for use very quickly. The most amazing effect of the blanket, I found, was its ability to stop a head cold, or at least to prevent it from developing into a chest cold. Prior to discovering the accumulator and blanket, all my colds or flu would spread from head to throat to chest. Since using the blanket, I rarely contract a head cold, and when I do, it can be prevented from spreading by simply

resting with the blanket over my chest and throat. Over the years, I have also had a variety of small cuts and bruises, or toes cracked from smashing them into table legs (I still go barefoot a lot), all of which were treated with the shooter or blanket, with great pain relief and healing benefits.

Only on one occasion did the accumulator fail to help me with a health problem. I was bitten on the leg by a poisonous *brown recluse* "fiddleback" spider, the toxin from which killed a piece of skin on my calf about 3 inches in diameter. I did not know about the dangers of that kind of spider, and only began treating the bite after the skin had turned purple and became numb. The wound was treated several times per day with the shooter, while sitting inside the large accumulator. These treatments did not restore feeling or normal color, and the entire depth of killed skin eventually turned black and hard, falling out of my leg, leaving me with a gaping open wound for several weeks. A secondary blood infection was treated with antibiotics, and I was on crutches for weeks. The wound healed over, however, and the leg functions today without a problem. Only a small scar exists to mark the bite. A survey of medical literature on this kind of spider bite indicates that, short of questionable cortisone shots into the bite shortly after it occurs, there is no known remedy.

On several occasions, friends of mine who knew about my accumulators would ask if they or their friends could use them. In once such case, a 19 year old female had a disc-shaped encapsulated benign tumor of the breast, measuring about 1" in diameter. The tumor first developed after she became pregnant out of wedlock several years before. Her parents had badly mistreated her for this, and called her all sorts of names. The pregnancy was terminated, but the emotional abuse she had gone through led to a powerful bioenergetic contraction, and to the development of the tumor. She understandably did not tell her parents about the tumor, and had avoided doctors, being afraid of losing her breast. She had been treating the tumor with a vegetarian diet for several years, and it had not grown, nor gotten any smaller. After we discussed the matter, she began the orgone accumulator

treatment by sitting inside for around 45 minutes a day, with a large shooter funnel over the breast. After three treatments, the tumor began to break apart, and disintegrate into smaller pieces. She became anxious at this point, however, and was openly agitated and upset about the accumulator, refusing to sit in it any more. Upset feelings related to the treatment she had received during her past pregnancy began to surface. She was also a student of the biological sciences, and, while she had a feeling of desperation about her situation, she had maintained a jocular surface attitude, saying she would try the accumulator only to "humor" her concerned friends. The fact that the accumulator actually appeared to *work*, when nothing else had, was a an intellectual confusion, and it simply became too much for her. She never sought additional treatment with the accumulator, but friends informed me shortly thereafter that the tumor had almost completely vanished. Here, it is important to point out Reich's observations that, in spite of the emotional components of the underlying cancer biopathy (which clearly emerged in the above case), certain kinds of superficial tumors, such as breast or skin cancer, could be effectively treated with orgone energy.

In another case, a 23 year old woman had been under conventional medical treatment for severe genital herpes for several years, but without any relief from the persisting genital lesions. She sat in the accumulator *once*, using a tube-type vaginal shooter wand. Within days of this, her lesions began to dry up and heal, leaving her symptom-free for the first time in years. She remained free of symptoms for at least several years thereafter.

I know of several cases where the orgone blanket was used for treatment, instead of a large accumulator. An elderly woman was given an orgone blanket to see if it would help her arthritis. She used it and found that it did provide relief from the discomfort and pain, and she regained a bit of movement in the affected areas. After this, she unfortunately used it with her electric blanket, after which all the arthritis symptoms intensified, back to their original condition. With great disappointment, she refused to have any-

thing more to do with the orgone blanket.

In another case, a young woman treated her baby, which had a persisting slight fever and cold. She simply placed the child on top of the blanket in the crib, and left it there for around 15 or 20 minutes. When she returned, the child had a temperature of around 102°. She quickly removed the orgone blanket from the crib, and walked the child about for awhile.

Its temperature soon dropped back to normal, but the cold symptoms also had vanished. Reich noted that orgone irradiation will increase a fever somewhat, even in adults, speeding the process of healing. Small children being treated for any kind of illness with a blanket or accumulator should obviously be watched closely. Also, no small child will feel comfortable being put inside a large accumulator all by themselves; but if mother will go with them, and make a game of it, they can sit on her lap, and this will be just as effective.

In another case, an elderly man with fibrosis of the lung, related to a life-time of smoking and emotional holding in the chest, was predicted to die within a few weeks. He was on oxygen, and could not speak more than a few words at a time or walk very far, given his inability to get a good breath. He began to use an orgone blanket and large box-type accumulator. Within a few weeks, he was up and about, rowing his small fishing boat. He reported that the only time he could get a good breath was when he was inside the accumulator, or when the blanket was on his chest. Many of his symptoms were relieved from the orgone therapy, and he remained active for many months thereafter. However, his condition worsened after he was put on an experimental medication by the doctors (prednazone). He died shortly thereafter. Again, no miracles were observed given his original terminal condition, but a good deal of comfort and relief, and an additional 6 months of life.

I once corresponded with a farmer who had a cow with a large gash in its side that had gotten badly infected and festered, refusing to heal. The veterinarians had tried all sorts of different treatments, but nothing seemed to help, and the poor beast was on the decline. Having tried everything else,

the farmer made a four-ply orgone blanket, and secured it to the festering side of the cow with heavy duct tape. He left the blanket taped to the cow, not expecting to see any cure, and anticipated a sorry death for the animal. However, within a few days, the blanket had fallen off, revealing a large scab over the sore. He treated the cow a few more times with a new blanket, and says that today you can hardly find a scar on the lively beast.

Another farmer I met was diagnosed as having a fast-spreading form of liver cancer. The doctor told him to get his affairs in order, as he would be dead in 6 months. The farmer made an accumulator out of two steel oil drums, by removing both the tops and bottoms of the oil drums, sand-blasting the insides down to bare metal, and welding the two cylinders together, top to bottom. He then wrapped layers of steel wool and fibreglass around and around the steel tube he had constructed. With this tube accumulator laying on its side, he would go inside it, and take a nap from time to time. "Dr. DeMeo", he told me, "I object to your caution about not staying inside the accumulator for more than 30 or 45 minutes. I've stayed inside my accumulator for 7 hours at a stretch without problems, when I fell asleep inside it!" Well, I did not know what to make of this fellow, as when I met him, he was very weak and slow-moving. He seemed so low in energy that, in his case, the danger of overcharge did not exist. Still, he had lived for around a year beyond the terminal diagnosis of his doctor. About a year after my meeting with the man, I got a letter from him, saying he wanted to attend one of my workshops. When I finally met him again, I was absolutely amazed at his condition. He was about 40 pounds heavier, his face was ruddy and tanned, and he was literally bursting with energy. Sometimes, however, he would appear quite red in the face, as if he would explode, and once he started talking, you could not get him to shut up. Characterologically, he had gone from a situation of undercharge to overcharge. I pointed out this danger to him, and he did reduce his accumulator treatments. Anyhow, the story does not end here. It seems that he went back to his doctor, who saw his changed condition and could not find a trace of

the liver cancer. The doctor got real mad at him, and accused him of going to some big city hospital for a "wonder drug". He told his doctor about the accumulator, but the doctor didn't believe him. Since this was in a small town in the Midwest, the fact that the farmer had survived the death sentence of the town's most reputable doctor, and had even thrived in spite of that death sentence, was the cause of considerable interest and discussion. Presently, I've been told, there's a shortage of steel oil drums, fibreglass, and steel wool in that town, as the man's friends and neighbors are very busy building their own accumulators!

13. Some Simple and Not-So-Simple Experiments with the Orgone Accumulator

After you construct one or more of the accumulator designs given in this *Handbook*, you can run a few simple experiments to confirm the effects for yourself. Make sure you monitor environmental conditions during the experiments, as per the factors listed above. Consult the various references given in this book for more information.

A) Confirmation of Subjective Sensations: If you are the type of person who works with your hands, who is generally relaxed, with a deep, full respiration, then you will most likely be able to confirm the following effects. Place your open relaxed hand inside the open end of an orgone accumulator, about an inch from the metal walls. You should feel a warm, penetrating radiant sensation, or a slight tingling sensation. The effect can also be confirmed by use of the funnel-type metal *orgone shooter*, which can move the orgone charge out of an attached accumulator in a directional manner, or the *shooter wand*, which is a pyrex glass test tube filled with steel wool, and charged up inside an accumulator. Holding these shooters close to your hand, upper lip, solar plexus, or other sensitive body area, will generally yield discernible sensations. Make sure you try this on clear, sunny days when the orgone charge at the Earth's surface is strong. On wet, rainy days, the effect will be minimal or absent. People with a shallow respiration, who work more with their brains than their hands, or those who carry a greater amount of emotional tension, will require more time and effort to confirm these sensations. One general rule of thumb: If you cannot feel the life-negative disturbances coming from TV sets, CRT displays on a computer, or fluorescent lights, it is not likely that you will be able to feel these subtle organotic effects.

B) Observations in Darkened Rooms: Many people remember from childhood the ability to see various foggy shapes or "dancing dot" luminescent phenomena in darkened rooms. Reich proved that these subjective phenomena were real, and not imaginary, nor located only "in the eye". To reproduce these observations, you must be able to discern energetic phenomena from the debris or "floaters" in or on the surface of your eye. Reich identified a *fog-like* form of the energy, and a *pointed or dot-like* form, which was a more highly-excited expression. Reports from the 1700s to the modern day have been made by sensitive people who could see radiant energy fields around living creatures and other objects in darkness or semi-darkness. Energy fields around magnets, or weakly-charged electrical wires, have also been observed in darkrooms by sensitive people. These effects are intensified by the presence of a strong orgone charge, as is the case when accumulators are present. Energetic phenomena inside accumulators is also directly observable. For proper viewing, allow your eyes to adjust to the full darkness for 30 minutes or so. To provide a scientific basis to these observations, the reader is guided to Reich's original accounts in *The Cancer Biopathy*.

C) Observations in the Daytime Sky: A dancing dot or *orgone unit* phenomenon is also observable in the daytime sky. This is best seen with a homogeneous background of solid cloud cover or solid blue sky. Trees often appear to be flaming this energy into the sky, or attracting it towards themselves, much in the manner of a Van Gogh painting. One must be relaxed when making these observations; one can also "soften" the eye focus, purposefully looking into the open space in between yourself and the distant infinity. Observing the sky through an open, hollow metal, plastic, or cardboard tube helps to facilitate these observations. The phenomenon is most apparent against plastic window panels and skylights, and especially when looking out of the plexiglass windows of a high flying jet aircraft. Remember that some of these phenomenon will be occurring within the eyeball, though most are not. Again, Reich's accounts of these subjective phenomena are most telling.



Observable luminating orgone units pulse and randomly move through the sky, with lifetimes of about one second.

D) Garden Plant Growth Enhancement Experiments:

The life-positive effects of the accumulator may be observed in its charging up of seedlings, with subsequent increases in growth when they are planted. Take your garden seedlings and divide each type into two separate groups, labeled A and B. Place the seeds in group A inside an orgone accumulator for a day or two, up to a week, just before planting. Store the seeds in group B in a location away from the accumulator, but with similar temperature, moisture, and light conditions. You can keep the seeds in their plastic or paper packages while this is done, but make sure that neither group is near a TV, fluorescent light, microwave oven, computer, or other oranur-producing device. After charging, plant the various seeds in a way that you can identify the two groups. Monitor and measure the growth in both groups, taking notes and photographs. Count or otherwise measure the yields from each group. The accumulator group should have a greater growth and higher yield. Controlled studies by organic farmers, particularly those by Jutta Espanca of Portugal, have demonstrated very significant orgone charging effects. Espanca has found that garden seed charging works best if done for only a day, or even a few hours; but this must

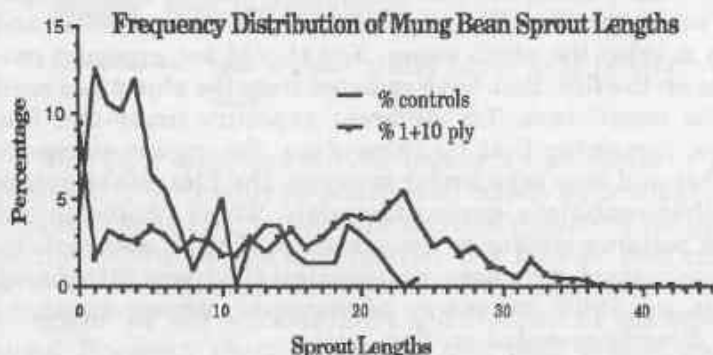
be done only on a very crisp, clear, and sparkling day, when the orgone charge at the Earth's surface, and in the accumulator, is quite strong and lively. Otherwise, charging may have to take place for slightly longer periods. Also note that seeds can be overcharged; attempts at charging seeds for 30 days or more often result in little difference between controls and charged seedlings, or even stunted growth.

E) Orgone Charging of Potted Plants: This can be done by charging up seeds prior to planting, as discussed above, or by charging up soil or water before using. One can also make a "wrap around" accumulator, using a metal can with the ends removed, and plastic and steel wool layers wrapped around the outside. Be sure that the final outside layer of plastic is fairly thick, and do not use aluminum materials. Leave the steel wool in a fluffy condition; don't compress it.

F) Home Seed Sprouting Experiments: The life-positive effects of the accumulator may also be observed in the way it enhances seed sprouting. Build an accumulator to house your seed sprouting apparatus. Store one sprout container in a darkened area away from the orgone accumulator, and another inside the darkened orgone accumulator. Make sure the temperature, ventilation, and light exposure of the two groups is identical and, once again, keep both groups away from oranur-producing devices. Measure the quantity of seeds going into each container, and make sure the quantity of water in each is about the same. Observe and record any subsequent differences in growth and taste. The accumulator group should have a greater growth and yield.

G) Laboratory Seed Sprouting Experiments: Obtain two small shallow glass dishes with a flat bottom, or two shallow glass laboratory culture dishes, about 4" diameter with a 1" lip. Into each dish place around 20 or 30 dry mung beans, to form a single layer of beans on the bottom of the dish. Add a measured quantity of water to each dish, which only halfway covers up the beans. The tops of the beans should remain exposed to the air, while the bottoms are wet. Place one dish of beans into a small but strong orgone accumulator, and the other dish into a control wood or cardboard enclosure of similar dimensions, but with no metals. Cover both the accumu-

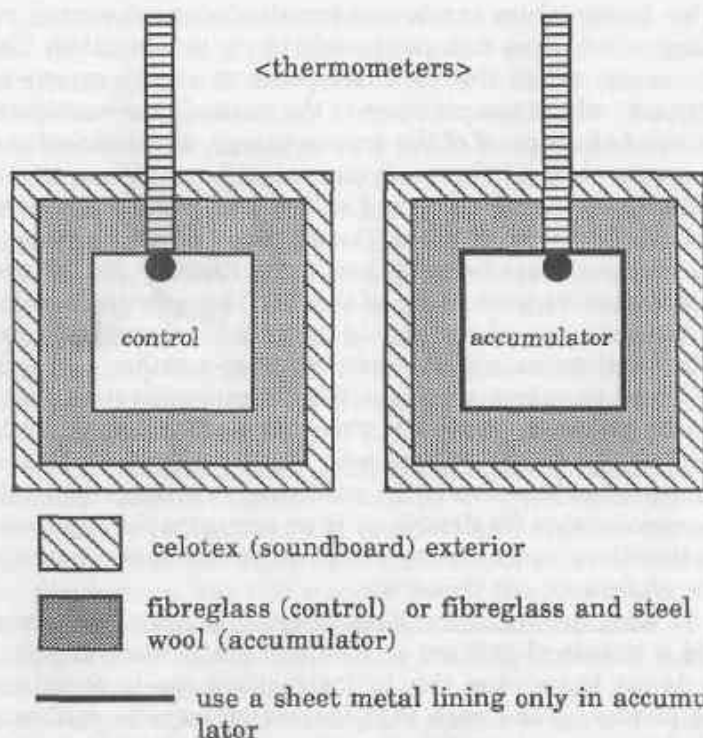
lators and control enclosures with a layer of black plastic, to seal them against any intruding light. Place the enclosures in a well-ventilated area, of equal temperature, and out of the direct sunlight. The enclosures should be in nearly identical environments with respect to light and temperature, but not placed closer to each other than about a meter. Again, no oranur-producing devices should be nearby. Each day, open the enclosures up and add as much water as is needed to keep the bean dishes wet to approximately the same height as originally was necessary to cover the beans halfway. If one dish begins to grow more quickly it will require more water, and this should be provided on demand. After one of the dishes of sprouts has reached about 4" high, record your observations of germination rate, length or weight of sprouts, general appearance, and other characteristics. Contrast the two groups. The accumulator group should have a greater growth and germination rate.



Contrast of mung bean sprout lengths between a group sprouted inside an orgone accumulator, and a group sprouted inside a control enclosure. (from DeMeo, J.: "Seed Sprouting Inside the Orgone Accumulator", J. Orgonomy, 12:253-258, 1978)

H) Passive Life Energy Photographs: Orgone energy field photographs can be made in a manner similar to that used to make *Kirlian* electrophotos, except that no electricity is needed. The techniques given here were developed by Thelma Moss, who pioneered the techniques of energy field electrophotography. From Dr. Moss' descriptions, you will need either a darkroom and photo lab, or access to a camera shop which can develop individual sheets of photo print paper. First, obtain some light-sensitive color or black and white print paper, making sure you do not open the package except in complete darkness. Obtain also a separate, empty, light-tight film box in which you can run your experiments. While in the dark, remove a piece of film paper and place it on the bottom of the empty film box. On top of the sheet of film, place a flower bud, leaf, piece of fruit, sprouting seedling, magnet, or other energized, living, or once-living object. Close the box and wrap it completely inside an orgone energy blanket, or place it inside a strong orgone accumulator. Make sure the film box is light-tight; cover it and the blanket with black plastic, or otherwise insure that no outside light will reach the film. Wait a day or two, or up to a week, and then develop the photo paper. You should see exposure patterns on the film that have radiated from the object you used in the experiment. Try different exposure times and film types; remember that on rainy days, the orgone charge is weaker and may take longer to expose the film. Make note of weather conditions during the trials. These photos should yield patterns similar to those seen on *Kirlian* electrophotographs, except that here, no electrical field was introduced. These are 100% *life energy photographs*, orgone-enhanced and directly recorded on film.

I) The Accumulator Temperature Differential Effect: Reich demonstrated that the warm glow felt inside the accumulator possessed an objective aspect which could be measured with a sensitive thermometer. An air-tight orgone accumulator will spontaneously warm up the air inside itself by a few tenths of a degree, up to several degrees. This temperature increase will make the accumulator interior slightly warmer than the surrounding air temperature, or



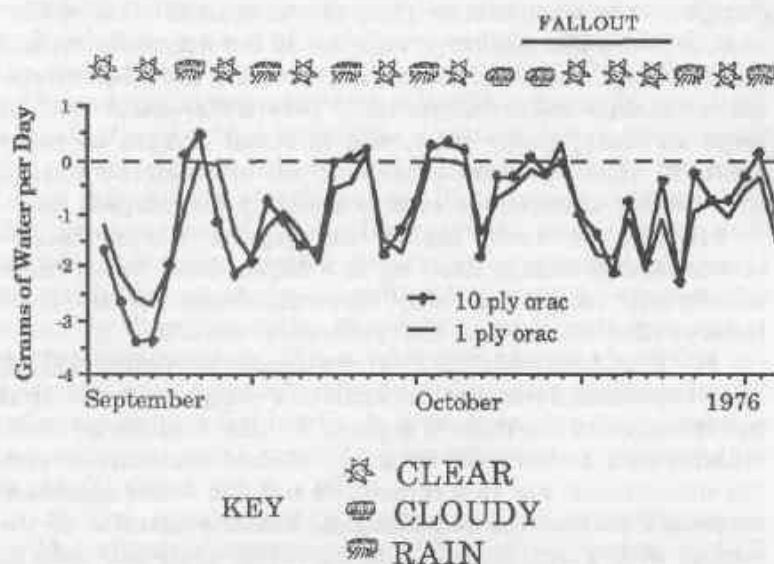
The To-T Experiment: The orgone accumulator (right) and control (left) must be matched as closely as possible with respect to size, ventilation, and thermal dynamics for quantitative orgone energy experiments. The interior and exterior of the control enclosure should be the same size and dimensions as the accumulator, with identical lid dimensions. However, sheet metal and steel wool should not be used in the control enclosure. While metals are used in construction of the accumulator, they are strictly excluded from construction of the control. In the control, additional plastic or fibreglass layering is used in the place of steel wool. The thermal resistance and heat capacity must be as closely matched as possible. A similar set of environmental conditions must also be maintained for the two enclosures.

the air temperature inside a thermally-balanced control enclosure which does not use metals in its construction. This experiment, called the To-T (temperature in the orgone accumulator minus temperature of the control) was considered by Reich to be a proof of the orgone energy, and a violation of the second law of thermodynamics. Albert Einstein once replicated the experiment and called it a "bomb in physics"; a fascinating booklet titled *The Einstein Affair* documents the correspondence between Reich and Einstein on the matter. A definitive evaluation of the To-T experiment requires the construction of thermally balanced accumulator and control enclosures, careful monitoring of weather and environmental temperatures, sensitive thermometers capable of recording down to tenths of a degree, and prolonged systematic measurements. Those who wish to reproduce this experiment should consult the published reports given in the reference section for details. It is an area ripe for innovative investigation, and I strongly encourage the experimentalist to carefully seek out this effect.

J) The Accumulator Electrostatic Effects: Obtain or build a simple aluminum or gold leaf static electroscope. If you do not know what this is, instructions can be found in a good library. Make sure that the electroscope is calibrated with degree markings, from 0 to 90, such that its degree of deflection can be accurately measured. By running a plastic rod or comb through your dry hair, you can gather a significant static electrical charge and transfer it to the electroscope. Using a stopwatch, or a watch with a second hand, determine how long it takes for the electroscope to slowly lose its charge into the air, through a predetermined deflection angle. For example, you want to know how long it will take for the electroscope to discharge from a 50 to a 30 degree angle. You therefore should charge the electroscope up to a deflection angle *greater* than 50 degrees, waiting until it discharges to the 50 degree mark. Once this happens, you can count the number of elapsed seconds that pass until it reaches 30 degrees. The time elapsed is the *electroscopical discharge rate*. On sunny days, the discharge rate will be quite slow, while on rainy days, the discharge rate will be very quick,

so quick that you might not even be able to measure it. If you time the electrosopical discharge rate inside an orgone accumulator, you will find that *it takes a longer time to discharge in the accumulator than in the open air*. The difference between the discharge rate inside the accumulator, and the discharge rate in the open air, is called the electrosopical discharge rate differential. This differential will be large on clear, sunny days, and minimal or zero on rainy overcast days. On rare occasions, an electroscope that is only weakly charged, or even completely discharged, may--if allowed to soak inside an orgone accumulator--spontaneously charge itself up to a higher level. All of these effects will vanish on rainy, overcast days. For more details, see the citations in the "Reference" section.

K) The Accumulator Evaporation Suppression Effect: This experiment requires a sensitive weighing scale that can measure to fractions of a gram. It also requires an accumulator and a thermally-balanced control enclosure of similar dimensions. For this control, do not use water-absorbent materials in the interior; instead, line the interior of the control with a non-metallic waterproofing material, such as plastic, enamel or varnish. Obtain and weigh two small, identically shaped and sized glass dishes of about 4" diameter and 1" high. Weight the dishes when empty, clean and dry. Next, add identical quantities of water to each vessel, filling them about halfway, and weigh again, calculating via subtraction the weight of water in each dish. Place one vessel of water inside the orgone accumulator, elevated on a small wood block, such that the bottom of the dish does not come into direct contact with the metal interior of the accumulator. The lid of the accumulator should be shut, but fixed open with a crack such that air may circulate. It should not be placed in a windy or sunlit area, however. Place the second vessel of water inside the control enclosure in a similar manner, on an identical wood block, and also prop its lid open. Place it in a location at least a meter away from the orgone accumulator, but with similar light, temperature, and wind characteristics. You may wish to drape a piece of black plastic over both the accumulator and control, in order to



*Water Evaporation Curve, EV0-EV: The curves identify the amount of water evaporated each day from a one cubic foot, ten ply orgone accumulator, and a similar one ply accumulator, minus the amount evaporated from a control enclosure. As the accumulator builds up its charge on clear, sunny days, it suppresses the evaporation of water inside itself. The control enclosure, however continues to evaporate moisture at a relatively high rate, up to several grams per day more than the accumulator. On wet, stormy days, the effect vanishes as orgone charge is lost at the Earth's surface, being taken up into the stormclouds. Disturbances in the regularity of the curve may also occur, such as (above) when radioactive fallout arrived at the laboratory site causing the accumulator to go temporarily "dead". (from DeMeo, J.: "Water Evaporation Inside the Orgone Accumulator", J. *Orgonomy*, 14:171-175, 1980)*

control for slight differences in light. Wait exactly 24 hours and remove the dishes of water, being careful not to spill any. Carefully weigh the dishes and compute the evaporative loss for the 24 hour period. Make this measurement once per day, preferably in the late evening, such that you can determine the amount of water evaporated each day from each container. You should find that the control enclosure evaporates significantly more moisture on clear, sunny days, when the accumulator suppresses water evaporation. On rainy days, when the accumulator no longer builds up a charge, the evaporation in the accumulator and control will be nearly identical. Subtract the quantity of water evaporated in the orgone accumulator from the quantity evaporated in the control for each 24 hour period. This quantity, called EVo-EV, will reveal the changing quantity of orgone energy charge in the local atmosphere, and in the accumulator. The evaporative values on any one day are less interesting than the dynamic manner in which the evaporation differential increases and decreases, according to the orgone energy charge at the Earth's surface.

14. Questions and Answers

- *Q: If the orgone energy really exists, why don't we hear about it from scientists working in the universities?*

A: Scientists working in the universities and research institutions have engaged in verifying research on the bions, orgone accumulator, and cloudbuster, and on the bioelectrical aspects of life, which Reich also pioneered. For example, Dr. James DeMeo, author of this *Handbook*, did research on the weather-related aspects of Reich's discoveries while he was a graduate student and Instructor at the University of Kansas. He continued with that research while a member of the faculty at Illinois State University and the University of Miami. Müschenich and Gebauer, of the University of Marburg in West Germany, recently completed a double-blind, controlled study on the physiological effects of the orgone accumulator on humans. Other scholars with a research or historical interest in the works of Wilhelm Reich have held positions at Harvard University, Temple University, the State University of New York, York University, McGill University, and elsewhere. Other research scientists have repeatedly verified and confirmed Reich's findings. Workshops and courses devoted to his works are now held at a few colleges and universities in the USA. Nonetheless, the history of science repeatedly shows that large institutions do not easily accommodate innovative research which may force radical changes in the major theories of science.

- *Q: Can an accumulator be used during wet or cloudy weather?*

A: Use of an accumulator during wet weather conditions will not be harmful, but it will be less effective, as the charge is significantly lower or absent at those times. It is best to use it during clear and sunny weather, when the atmospheric orgone energy continuum is strong and expan-

sive, and the charge at the Earth's surface is greater.

- *Q: These accumulating devices are quite simple to construct. Aren't a lot of them accidentally constructed?*

A: A lot of "accumulators" are being constructed, without knowledge of the people involved. Every mobile home or house with a metal skin or side paneling will accumulate a charge, and a toxic one if aluminum is used. Oranur, and other toxic effects appear to readily occur in such houses, which are filled with all the modern orgone disturbing electromagnetic appliances, such as TV sets, microwave ovens, fluorescent lights, and so forth. Epidemiological studies that would address these general observations have never been performed.

- *Q: I have an old styrofoam beverage cooler. Can I line it with aluminum foil and make an accumulator?*

A: You can try this, but don't expect any firm results unless you comprehend and take into consideration virtually all of the procedures and warnings given in this *Handbook*. Styrofoam and aluminum are life-negative accumulating materials. If you run a biological experiment, you may wind up demonstrating only a life negative effect. For the scientist interested in orgone energy, these considerations are even more crucial and cannot be ignored.

- *Q: My accumulator gave very good charge the first months when it was in use, but now does not yield a good charge any more. Why is this?*

A: It is likely that the accumulator has been contaminated with dor. Some researchers have noted this effect, where the accumulator goes temporarily "dead", and hence keep their accumulators outdoors, sheltered from rain, but in the fresh air, with the lids or doors open so that air can circulate inside quite freely. You may be able to refresh a "dead" accumulator by wiping it inside and out with a damp cloth, every day for a week or so. Also, keep a bowl of water, or a draw bucket with draw tubes, inside it when it is not in use. Change the water in this bucket every day. Also, be certain

that the accumulator is not near any of the oranur-producing devices previously identified, and that your neighborhood is as oranur-free as possible. The accumulator can also be sun-charged, by allowing it to sit in the direct sunlight for a few days. These steps should eliminate any dorish tendencies, and "rekindle" the charge.

- *Q: I have heard that sitting inside an accumulator will make a person more sexually potent. Is this true?*

A: This is mostly a false rumor propagated by Reich's enemies, who wrote smear articles in the 1940s and 1950s that branded Reich a lunatic, the accumulator a "sex box", and put false words into his mouth about the ability of the accumulator to restore lost sexual potency. However, Reich never made such a claim; in fact, he continually stressed the emotional and psychological foundations of sexual dysfunction, which could not be touched by treatment in an accumulator.

- *Q: Is the orgone energy accumulator legal? Can I get in trouble with the law for building or using one?*

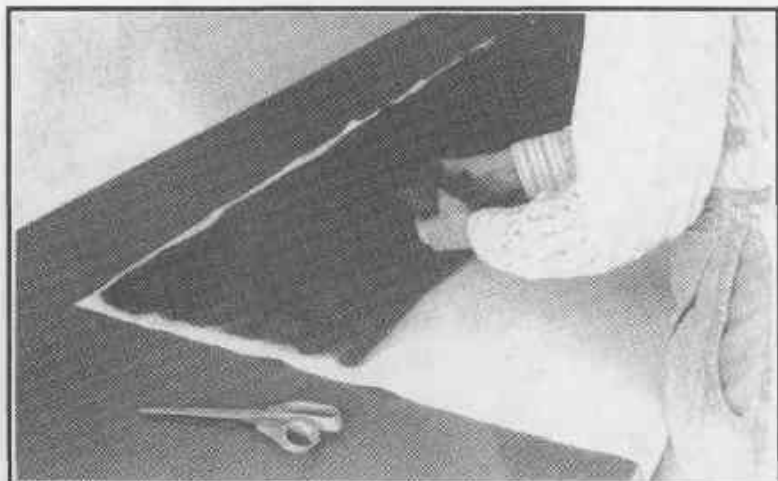
A: There is no law against orgone energy, or the orgone energy accumulator. You may build, own, and use the blanket or accumulator in your own home, or elsewhere, as you choose. It can also be legally used for the self-treatment of any health-related condition, just as you can make very beneficial soups, purchase vitamins, or take soaking baths, without asking a doctor or the police. Understand, however, that forces within the medical community, pharmaceutical industry, and government are hard at work to make it illegal for you to do these things. If you are concerned about protecting your health freedoms, you should join forces with those social organizations that are working to preserve or extend those freedoms. *The price of liberty is eternal vigilance!*

Part III: Construction Plans for Orgone Accumulating Devices


15. Construction of a 2-Ply Orgone Energy Blanket

The orgone energy blanket is the most simple to construct of all the orgone charging and accumulating devices. They can be made at any size, and can be easily transported. You can use small ones while resting, or place large ones under and over a person who is immobilized in a bed. Like a standard accumulator, orgone blankets are not meant to be used for any prolonged period, though one can rest or nap with one if there is a need. In my experience, people will, even when sleeping, push off an uncomfortable orgone blanket just as they would a regular blanket. The following steps tell how to make an orgone energy blanket with final dimensions of 2' by 2'.

- A) Obtain enough 100% wool fabric, or acrylic felt, to make three 2' x 2' squares. Also obtain several packages of very fine ("000" or "0000") steel wool pads.
- B) Lay a 2' x 2' piece of fabric on a flat surface. Cover the exposed top surface of this fabric with a layer of steel wool, from unwrapped steel wool pads. Spread the steel wool out, so that it is not too thick. You should be able to see parts of the underlying fabric here and there.
- C) On top of the steel wool, lay another 2' x 2' piece of fabric.
- D) Cover the exposed top surface of this second fabric piece with another layer of steel wool.
- E) Finish with another 2' x 2' piece of fabric, placed on top of the last steel wool layer. You now should have




Spread steel wool loosely on section of cloth. Trim edges as shown.




Rolls of steel wool can be purchased from manufacturers, or common steel wool pads, of "000" or "0000" grade, can be obtained at most hardware or paint stores.



Particle masks should be worn during construction to avoid breathing fine steel dust.



A functional orgone accumulating blanket showing the alternating layers of steel wool and cloth.



Finish off your blanket with a trim to keep everything together. Several quilt-stitches should be added to keep the insides from shifting around.

three pieces of fabric, with two layers of steel wool sandwiched in between.

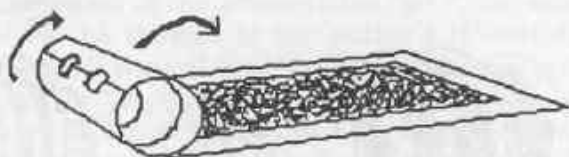
- F) Trim, stitch, and finish the borders, according to your own tastes and sewing skills.
- G) Keep and use the blanket in an environment similar to that advised for a regular accumulator, away from any TV sets, microwave ovens, fluorescent lights, or other electromagnetic or radioactive gadgets. *Never use an orgone blanket with an electric blanket.* It can be stored on a hangar in the open air, or even inside a larger accumulator for greater charging.
- H) Do not ever wash or dry clean your orgone blanket, as the steel wool will rust! Spot clean only with a *slightly* damp sponge.
- I) Reich once made very heavy orgone blankets, composed of galvanized steel wire mesh, and alternating layers of wool and steel wool. While these work quite well, I find them to be uncomfortable and difficult to use. They do not appear to be any more effective than the simple design given here.

16. Construction of a 5-Ply Garden Seed Charger; The "Coffee Can" Accumulator

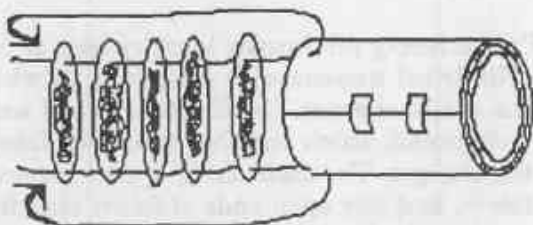
One can make a simple garden seed charger from a cleaned food container can or coffee can, using additional steel wool and fabric materials.

- A) Empty a large coffee can or other steel or steel/tin food container (no aluminum!), clean it, remove all labels, and dry thoroughly. Make sure you save the cut-out metal lid, or make a replacement from another can, or from galvanized steel sheet metal. Use a can large enough to hold all the seeds you will be charging.
- B) Obtain several yards of good 100% wool, or acrylic felt fabric. You will need enough fabric to go around the can about 5 times, plus enough for 5 round top pieces, and 5 similar bottom pieces.
- C) Purchase several packages of very fine grade ("000" or "0000") steel wool. You will need enough unwrapped steel wool to cover an area equal to that of the fabric. Again, unwrap the steel wool pads as you need them, and spread it out.
- D) Cut the fabric into a very long strip which is as wide as the can is tall. The length of this long strip should be about 6 times the circumference of the can. As you may not have a single strip of fabric this long. You can splice several pieces together.
- E) Lay the long fabric strip out flat, and spread a thin layer of steel wool on top of it. Lay the empty can on

one end of the steel wool/fabric strip and roll the can up inside the strip. Stop when the strip has been wrapped around the can about five times or more. Add a final layer of fabric to the outside, and stitch or tape it in place so that it will not unravel.

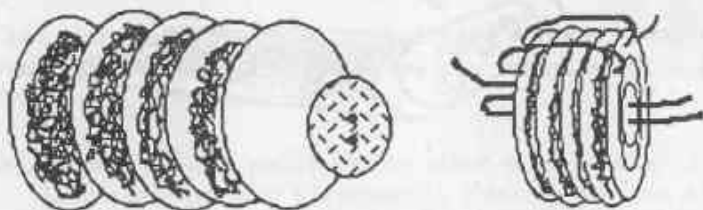


- F) Measure the diameter across the top of the can, including the wrappings of fabric and steel wool. Cut out 10 circles of fabric material of this same diameter, 5 for the top, 5 for the bottom.
- G) Sandwich steel wool between the fabric circles such that you have 4 layers of steel wool between 5 layers of fabric. Make two of these fabric/steel wool sandwiches, one of which will be used to cover the bottom of the can, and the other for the top.



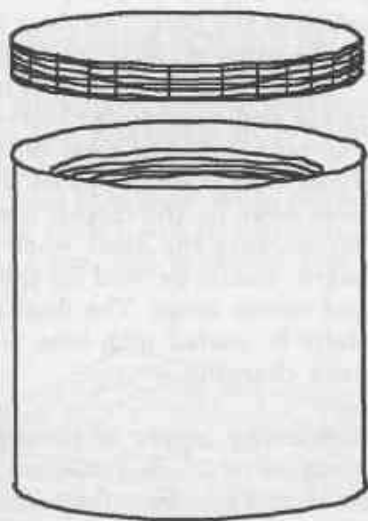
- H) Take the metal disk cut from the top of the can and file smooth any jagged edges. Punch two small nail holes near the center, about 1/4" apart. Using a heavy upholstery or knitting needle, thread some heavy

twine, wire, or yarn through the center of one of the steel wool/fabric sandwiches, and bring the twine through the holes in the metal can lid. Secure the can lid to the center of the steel wool/fabric sandwich. The steel wool/fabric sandwich should be about 2" wider in diameter than the metal can lid.



- I) Using heavy thread, loosely stitch together the edges of the top steel wool/fabric sandwich (the one sewn to the metal can lid). Also loosely stitch the edges of the bottom steel wool/fabric sandwich together, and sew it to the bottom edge of the steel wool/fabric strip, wound around the can. Except for the top opening, the metal can should now be encased in the steel wool/fabric material.
- J) Find a heavy pillowcase, laundry bag, or other larger cylindrical non-metallic container in which to keep the entire charger. Or, if you are good with a needle and thread, stitch together your own fabric cover for the charger. The main thing is that the outer layer of fabric, and any open ends of fabric showing pieces of steel wool, should not be subject to "knocking about" or moisture, such that it starts to fall apart or rust.
- K) Review the section on seed charging, in the "Simple Experiments" chapter for instructions and additional ideas on the use of your charger. Or, as an alternative to constructing this accumulator, you could

store your seeds inside a large metal cookie tin which would then be wrapped up inside the multiple folds of a very large orgone blanket, or be stashed inside one of the other, larger accumulators. Just realize that the greater the number of plys, and the greater the absolute quantity of materials going into the construction of the accumulator "pile", the stronger will be the charge. At the author's laboratory, for instance, the small 5-ply coffee can charger is stored inside the 10-ply, one-cubic foot accumulator, which in turn is stored inside the 3-ply large accumulator. This is a total of 18 plys, and yields a charge which is readily sensible.



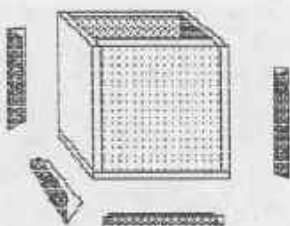
17. Construction of a 10-Ply Orgone Energy Accumulator

A very powerful, one-cubic foot, 10-ply accumulator can be made following the instructions below.

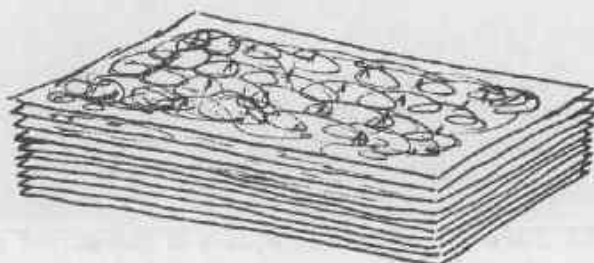
- A) Cut six galvanized steel, 27 gauge sheet metal squares, measuring 1' x 1'. Use heavy tape, on the outer metal walls only, to construct a metal cube. Leave the top of the cube open, and do not tape it into place. The interior of the cube should remain bare metal, without any tape showing.
- B) Use very fine ("000" or "0000") steel wool, and heavy clear plastic acrylic carpet protector material for construction of the plys. The clear plastic carpet protector is the same material used in model homes to protect carpets from wear, and is often sold on rolls in hardware and department stores. It is not cheap, but works very well. The clear plastic carpet runner should have rows of small tips on the side which normally faces down on the carpet; these tips work very nicely for holding the steel wool in place. Celotex (soundboard) should be used for the final outer layer, with wood corner strips. The final outer celotex may additionally be coated with bees wax and/or shellac to increase charging.
- C) Ten alternating layers of plastic and steel wool roughly measure 2" in thickness. This being the case, you should construct the outer celotex casing in the shape of a cube, the interior dimensions of which will be 16" x 16" x 16". Cut six celotex panels with the following dimensions:

Celotex Panels:


top: 17" x 17"
bottom: 17" x 17"
2 sides: 17" x 16"
2 sides: 16" x 16"



- D) Use small nails and glue to fasten five of the six celotex panels together, to make a cube shape. Again, as with the metal box, do not attach the top. Add extra glue to the edges of the assembled celotex box, and allow it to dry before proceeding.
- E) Using a mitre box, cut wood corner strips for the outside edges of the celotex box. Nail and glue these wood corner strips to the celotex box for added strength.
- F) Cut 20 square pieces of plastic carpet runner, 16" x 16". Put ten of these squares aside for later use. Lay the other ten squares one at a time inside the bottom of the celotex box, tips facing up. In between each plastic square place a layer of steel wool, taken from unwrapped steel wool pads. When finished, the top of the last plastic square will face upward in the bottom of the celotex box, and it should also be covered with steel wool.



- G) Place the galvanized steel sheet metal cube inside the celotex box, on top of the ten plies of plastic and steel wool. If you have constructed the celotex box correctly, the top of the metal cube should be about 2" below the top of the celotex box, and a space of about 2" should exist between the sides of the metal cube and the interior sides of the celotex box.
- H) Cut 20 pieces of plastic, 12" x 16", and 20 more pieces, 12" x 12". These will be used to fill the side spaces between the metal cube and the celotex. Layer each plastic piece with steel wool, and stack into bunches of ten layers each. Do this on a flat surface before attempting to place them into a vertical position, in between the celotex and metal boxes.
- I) Place the two stacks of 16" x 12" plastic/steel wool between the celotex and metal cube, on opposite sides of the metal cube. An outer layer of plastic should lay against the inner wall of the celotex box, while an inner layer of steel wool should rest against the outside of the metal box. The upper edge of the plastic should be nearly flush with the upper edge of the metal cube, both of which should remain about 2" below the upper edge of the celotex box.
- J) Place the two stacks of 12" x 12" plastic/steel wool in the two remaining spaces between the celotex and metal cube, as given in the previous step.
- K) Take the 10 remaining pieces of 16" x 16" plastic carpet runner and layer them with steel wool. Stack them up and set them aside. Unlike prior stacks, however, do not finish the final plastic layer with steel wool.
- L) Take the remaining square of galvanized sheet metal, and drill or punch small holes in each corner, about 1/2" from each corner. The holes should be



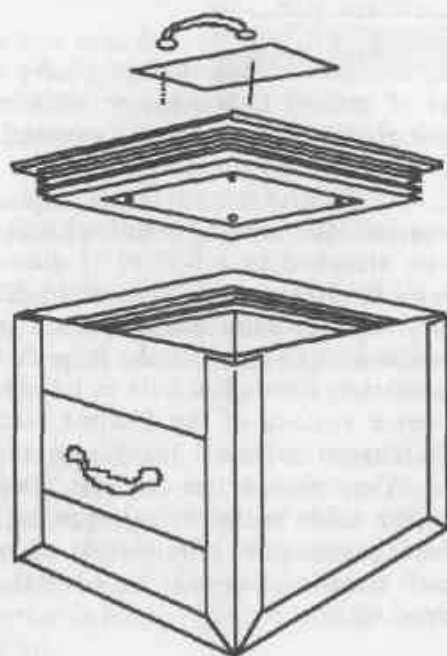
A one-cubic foot, 10-ply accumulator with attached funnel.

large enough to accommodate a long but narrow screw.

- M) Find a rough wood or carpeted surface to work on. Lay the stack of plastic/steel wool squares on the last piece of celotex. Center it on the celotex; there should be about 1/2" of celotex appearing all around the stack. Now place the sheet metal square (with the holes) on top of the plastic/steel-wool/celotex stack, and center it also. There should be about 2" of plastic extending beyond the edge of the metal square on each side. Use some masking tape to temporarily hold the celotex/plastic/steel stack together.
- N) Using an ice pick, carefully make four vertical holes through the plastic/steel wool stack, and through the celotex, using the corner holes in the sheet metal square as a guide. Do not use a drill, as the steel wool will spindle around the drill bit.
- O) Using four skinny bolts, along with nuts and LARGE washers, secure the metal square and plastic/steel wool stack against the celotex square. Use a bolt no longer than necessary, such that the bolt ends will not protrude significantly. When completed, this whole lid assembly should fit snugly on top of the celotex box. The metal plate attached to the lid should closely, but not perfectly, align with the metal cube interior. With the lid in place, only bare metal should face to the interior of the accumulator.
- P) For handles, first firmly glue a flat, wide and long wood strip to two outer sides of the celotex cube, near to the top. When completely dry, screw wood or metal handles to these wood strips. A handle should also be attached to the upper, outer side of the lid assembly, using a similar support mechanism. The celotex is simply too lightweight to accept screws or nails alone. You may likewise install a hinge between the

lid assembly and the box, or coaster wheels to the bottom, but these are not necessary.

- Q) For additional charging strength, the outer celotex walls may be coated with melted bees wax or paraffin (not really necessary), but in any case should be given several coats of protective natural shellac.
- R) For additional charging strength, store this cubical accumulator in the bottom part of a larger, human-sized accumulator, under the bench that you normally sit upon. Be sure to maintain a clean and uncontaminated environment for your accumulator, as per the points given in the previous chapters. Prop the lid open when not in use, and store in a clean, dry place, without electromagnetic or nuclear contamination.




18. Construction of an Orgone Shooter Funnel

The shooter funnel is similar to other accumulating devices, but has an open face allowing for external irradiation of objects. It is often connected to a larger box accumulator, but this is not absolutely necessary.

- A) Obtain a galvanized steel funnel with about 6" diameter at the large end, from a hardware, farm supply, or auto supply store. Auto supply stores sometimes sell these with a flexible metal hose already attached, for dispensing oil into a car engine, and this may help in the later attachment to a box accumulator.
- B) Coat the outer metal surface of the funnel with a layer of melted bees-wax, or with strips of black plastic electrical tape, leaving exposed the bare metal surface of the funnel interior.
- C) If desired, the small "draining" end of the funnel can be attached to a 3/4" or 1" diameter length of hollow, flexible metal "greenfield BX" cable (use galvanized steel, *not aluminum*). The other end of the cable is then run into the interior of a small box accumulator, through a hole in its side or lid. Wrap the outer surface of the flexible metal cable with black-plastic electrical insulation tape. (See page 121.) Your shooter funnel will then draw orgone down the cable to the funnel opening, increasing its radiating strength. Or, simply store the shooter funnel inside a box-type accumulator, to keep it charged up.

19. Construction of an Orgone Shooter Wand

The shooter wand is a very simple means for demonstrating the subjective sensations of the orgone radiation, and also for irradiation of orgone energy into body cavities. Simply store the completed shooter wand inside a well maintained accumulator, and remove it for use when necessary. Under relaxed conditions, most people can hold this wand in the hand, or place it on the solar plexus or upper lip, and readily feel the soft radiant glow of the orgone energy.

- A) Obtain a pyrex test tube of about 3/4" to 1" diameter, and 6" to 9" long, from a laboratory or medical supply company.
 - B) Fill the test tube full of fine grade ("000" or "0000") steel wool. Compress to a reasonable firmness.
- 
- C) Seal the open end of the test tube with a rubber stopper, and tape it shut with plastic electrical tape.
 - D) Place the shooter wand inside a small orgone accumulator for a period of several days or weeks before using. Keep it stored inside the accumulator in between uses.
 - E) If you use the shooter wand to irradiate the throat or other body cavities, or if the pyrex glass otherwise becomes soiled, wipe the glass clean with isopropyl alcohol prior to putting it back inside the accumulator. The wand should always be alcohol cleaned and air dried prior to being replaced into the accumulator for charging.

20. Construction of a Large 3-Ply Orgone Energy Accumulator

This accumulator is large enough to sit in, and is composed of 6 large rectangular panels. Each panel is made from a wood frame, galvanized steel sheet metal (27 gauge), steel wool, fibreglass (*without* aluminum backing), and celotex (soundboard). One side of each wood frame is faced with galvanized steel, the other with celotex, and the three alternating layers of fibreglass and steel wool are sandwiched in between.

- A) First compute the size of the panels for an accumulator that will fit your personal needs, adding the necessary dimensions for overlap between the various panels. The side panels and back panel should physically sit on the edges of the bottom panel. The back panel should snuggle between the two side panels. The top panel should overlap and rest upon both side panels and the back panel, covering them. The door panel should, like the back panel, snuggle between the side panels when it is shut. I believe this arrangement is the simplest possible, and most efficient to build. Dimensions are given below for accumulators to accommodate people of varying sitting heights, but of average weight. As the distance of the body surface from the metal walls increases, there will be a reduction in effectiveness of the accumulator. The dimensions of the accumulator should be carefully selected to meet your needs. An additional 1/2" clearance is provided in the width dimension (1/4" each side), such that the door will open and shut freely.

Panel	<i>Large</i>	<i>Medium</i>	<i>Small</i>
<u>Dimensions:</u>	<u>Size</u>	<u>Size</u>	<u>Size</u>
Top:	29.5" x 35"	26.5" x 32"	23.5" x 28"
Bottom:	29.5" x 35"	26.5" x 32"	23.5" x 28"
Left side:	35" x 58"	32" x 54"	28" x 50"
Right side:	35" x 58"	32" x 54"	28" x 50"
Back:	25" x 58"	22" x 54"	19" x 50"
Door:	25" x 52"	22" x 48"	19" x 44"

Interior Dimensions:

Height:	58"	54"	50"
Width:	25"	22"	19"
Depth:	31"	28"	24"


You will need:

Height = height sitting erect in a chair + about 3"

Width = shoulder width + about 4" (2" each side)

Breadth = sitting, knee to back distance + about 3"

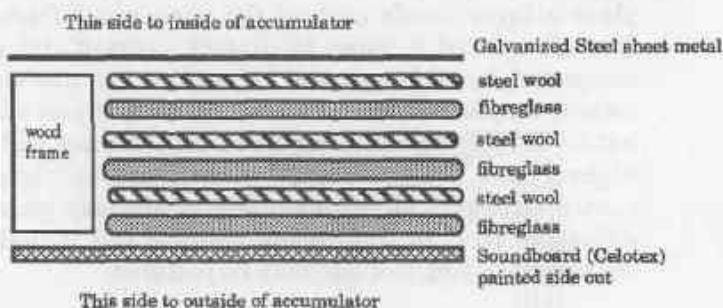
- B) Make wood frames of 3/4" x 1-1/2" pine (called "one by two" in lumber yards), like picture frames, such that the outer edges conform to the computed dimensions for your accumulator panels. Nail and glue all joints.
- C) Arrange the open wood frames together, as they will be when the accumulator is complete, to make sure that all dimensions have been properly calculated and cut. If there is an error in your calculations, now is the time to find out, before the more expensive celotex and galvanized sheet metal have been cut.
- D) Cut the celotex panels to size, from 1/2" or 3/4" thick celotex sheet, to cover fully one side of each wood frame. Nail and glue the celotex panels to each wood frame. Use 1/4" plywood instead of celotex for the bottom panel (and only the bottom panel).



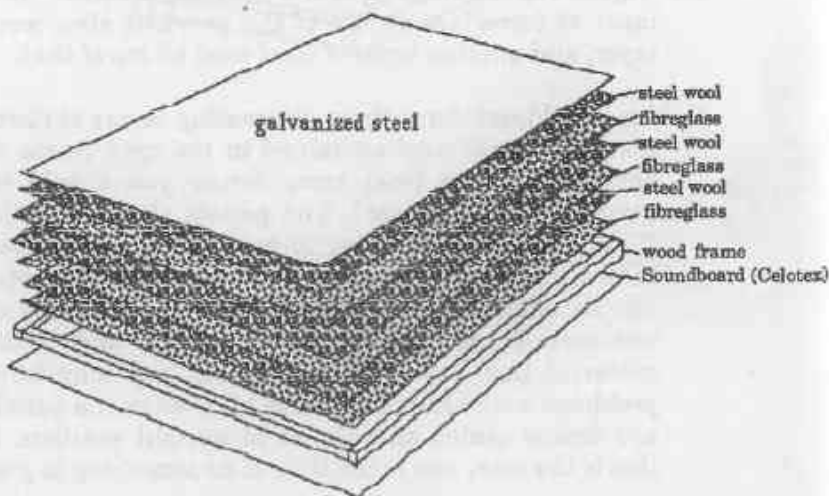
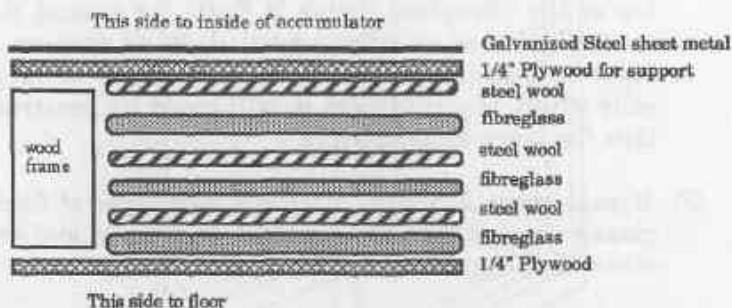
Assembled Wood Frames for Accumulator Panels

- E) Cut batts of 1/4" thick fibreglass material to size and place a layer inside each of the open panel frames. Use gloves and a mask to protect yourself. Do not compress. Avoid lumps and holes. You can use wool, cotton, acrylic felt, or rock wool instead, if you wish, but for a large accumulator like this, the costs will be higher, and the accumulation will not be significantly stronger. These other materials may yield a different "feel" to the orgone charge, and if that is important to you, the cost may be justified.
- F) Unroll very fine ("000" or "0000") steel wool pads and place a layer inside each of the open panel frames, on top of the fibreglass. Leave it fluffy, at around the same thickness as when unrolled, in as uniform a layer as possible. Some steel wool comes in large rolls which, if you can get it, will speed up construction for large accumulators.
- G) Repeat steps E and F, placing a new layer of fibreglass on top of the previous steel wool layer, and another layer of steel wool on top of that.
- H) Again repeat steps E and F, placing another new layer of fibreglass on top of the previous steel wool layer, and another layer of steel wool on top of that.
- I) You should now have three alternating layers of fibreglass and steel wool contained in the open frame of each panel. The final layer facing you should be composed of steel wool. The panels should also be filling up, and may need to be slightly compressed before the final layer of galvanized steel sheet metal can be added. If you have used some other type of non-metallic material than fibreglass, and if the material lies loosely in the frame, you may have problems with slumping of the plys when the panels are finally sealed and placed in upright position. If this is the case, now is the time to do something to pre-

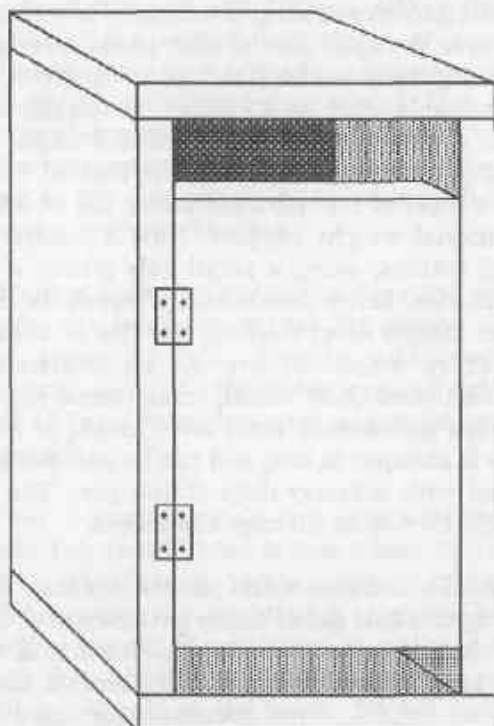
End Cross-Section of Side, Top, Back and Door Accumulator Panels



End Cross-Section of Bottom Accumulator Panel



Front View, full-size 3-ply accumulator



For Warmer, Tropical Climates: Use door with 3" convection gaps at top and bottom, as per measurements on p.127. (Photo on p.23.) If needed, tack screen strips to door top and bottom, across gaps, to keep out insects.

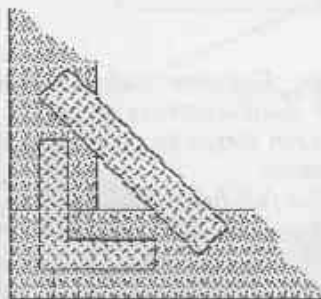
For Cooler or Cold Climates: Use full height door with small window. (Photo on back cover.) Before cutting door materials, adjust door measurements (p.127) to only 1/4" less than full height of side panels. Before assembling door, cut matching 6" square openings in door sheet metal and celotex, centered at face height, then frame opening with 1x2" wood strips. Complete assembly as per instructions.

Use hinges with removable hinge pins for easier assembly and take-down. Secure inside of door with hook and eye.

vent slumping.

- J) Cut the galvanized steel sheet metal to size such that it fits over the open part of each panel, overlapping and covering the wood frames. Use the lightest sheet metal available, such as 27 gauge, which can be cut with hand shears for trimming, and still add to structural strength of the panels. For the bottom (floor) panel, add a layer of 1/4" plywood under the sheet metal, for additional weight support. Nail it securely onto the wood frames, using a small hole punch if necessary. Small steel tacks should easily penetrate through the sheet metal. After nailing, use file or shears to trim all sharp metal corners. As an alternative to galvanized steel sheet metal, some people have effectively used galvanized steel *wire mesh*, or *wire screen*. This is cheaper to use, and can be secured to the wood frame with a heavy duty staple gun. The steel wool should be visible through the screen.

- K) Assemble and secure the panels together. Start by securing one side panel to the bottom panel, by using an "L" shaped metal brace at the front and rear of the side panel, near the bottom. Use screws, such that the



accumulator can be taken apart later for easy moving. Secure the other side panel in a similar fashion, followed by the back panel. The back panel must be secured independently by small metal braces, placed between the wood frames of the bottom and back. Add the top panel, and secure it to the sides and back in a similar

manner. The accumulator should now be quite sturdy, and is almost complete.

- L) Carefully mark and drill holes for door hinges and

attach them to the door panel and side panel. Make sure you center the door in a way that leaves equal space at the top and bottom, either for convection gaps (for the vented door style), or as clearance to allow the door to freely swing open and shut (for the full-height windowed door style). Use hinges with removable pins so that you can easily take the door off when moving the accumulator. After fixing the door to the side panel, it should open fully and close snugly, without binding.

- M) Attach a hook and eye to the door and side panel opposite the hinge, such that the person sitting inside can secure it shut. Finally, add several coats of natural shellac to the outer exposed celetox, to protect it from humidity and add to its accumulating strength.
- N) Your accumulator is now complete, except for a seat. You should have a seat which will allow you to place other accumulator chargers underneath. For this purpose, you might wish to specially construct a wooden bench. Wood is a good material to use, as it does not absorb the orgone energy significantly, and is not cold to the touch. Do not use woods that have been soaked in preservative or formaldehyde, however. Metal chairs are OK, but will be quite cold to sit on unless covered with a light fabric.
- O) You may also wish to construct a *chest board*, or *orgone pillow*, for use inside the accumulator. As you sit inside, notice that there is a great distance from your chest to the front metal wall. This large distance inhibits orgone irradiation to your chest. An additional, small accumulator panel, similar to those used for the wall panels, could be constructed for use inside the larger box, to bring the radiation closer to the chest. However, a simpler way is to use a bundle of cotton, wool, or acrylic felt, rolled

into a large pillow shape with equal layers of steel wool. The final outer layer should be composed of steel wool, and the entire bundle is then placed inside a thin cotton pillowcase. It should be large enough that it fits very snugly into the pillowcase. By holding this orgone pillow close to the chest, while you are in the accumulator, it will irradiate those frontal areas of your body that are not so well irradiated by the accumulator walls. Leave the orgone pillow inside the accumulator when not in use, to keep it charged up. You can also use this pillow outside of the accumulator, in a manner similar to the orgone blanket, with equally good results.

- P) Do not connect electrical appliances to the accumulator. Follow the cautions given in the previous chapters. You can read a book while inside the accumulator, but should use either a strong *external* light source (to shine a beam of incandescent light into the accumulator), or you can use a battery-powered reading light inside. Again: *no fluorescent lights, television sets, heating blankets or pads, or other electrical or electromagnetic devices!!*

SELECTED REFERENCES

Books By Wilhelm Reich:

republished by Farrar Straus & Giroux:

The Bioelectrical Investigation of Sexuality and Anxiety
The Bion Experiments
The Cancer Biopathy (Discovery of the Orgone, Volume 2)
Character Analysis
Children of the Future: On the Prevention of Sexual Pathology
Cosmic Superimposition: Man's Orgonotic Roots in Nature
The Early Writings of Wilhelm Reich
Ether, God and Devil
The Function of the Orgasm (Discovery of the Orgone, Volume 1)
Genitality in the Theory and Therapy of Neurosis
The Invasion of Compulsory Sex-Morality
Listen, Little Man!
The Mass Psychology of Fascism
The Murder of Christ (Emotional Plague of Mankind, Volume 2)
Passion of Youth
People in Trouble (Emotional Plague of Mankind, Volume 1)
*Record of a Friendship, Correspondence of Wilhelm Reich and
A.S. Neill*
Reich Speaks of Freud
Selected Writings
The Sexual Revolution

Relevant Books and Special Reports by Wilhelm Reich: never republished:

The Orgone Energy Accumulator, Its Scientific and Medical Use,
Orgone Institute Press, Maine, 1951.
The Oranur Experiment, First Report (1947-1951), Wilhelm Reich
Foundation, Maine, 1951.
The Einstein Affair, 1939-1952, Wilhelm Reich Biographical Material,
History of the Discovery of the Life Energy, Documentary
Volume A-IX-E, Orgone Institute Press, Rangeley, Maine, 1953.

Relevant Research Articles by Wilhelm Reich:

- "Orgonotic Pulsation: The Differentiation of Orgone Energy from Electromagnetism", *Int. J. Sex-Economy & Orgone Research*, III:74-79, 1944.
- "Orgone Biophysics, Mechanistic Science and 'Atomic Energy'", *Int. J. Sex-Economy & Orgone Research*, IV:200-201, 1945.
- "Orgonotic Light Functions 1: Searchlight Phenomena in the Orgone Energy Envelope of the Earth", *Orgone Energy Bull.*, I(1):3-6, 1949.
- "Orgonotic Light Functions 2: An X-Ray Photograph of the Excited Orgone Energy Field of the Palms", *Orgone Energy Bull.*, I(2):49-51, 1949.
- "Orgonotic Light Functions 3: Further Characteristics of Vacor Lumination", *Orgone Energy Bull.*, I(3):97-99, 1949.
- "Meteorological Functions in Orgone-Charged Vacuum Tubes", *Orgone Energy Bull.*, II(4):184-193, 1950.
- "The Storm of November 25th and 26th, 1950", *Orgone Energy Bull.*, III(2):78-80, 1951.
- "Three Experiments with Rubber at the Electroscope", *Orgone Energy Bull.*, III(3):144-145, 1951.
- "The Anti-Nuclear Radiation Effect of Cosmic Orgone Energy", *Orgone Energy Bull.*, III(1):61-63, 1951.
- "Cancer Cells' in Experiment XX", *Orgone Energy Bull.*, III(1):1-3, 1951.
- "The Leukemia Problem: Approach", *Orgone Energy Bull.*, III(2):139-144, 1951.

Selected Research Articles on the Orgone Energy by Others:

- Anderson, W.A.: "Orgone Therapy in Rheumatic Fever", *Orgone Energy Bull.*, II(2):71-73, 1950.
- Atkin, R.H.: "The Second Law of Thermodynamics and the Orgone Accumulator", *Orgone Energy Bull.*, I(2):52-60, 1949.
- Atkin, R.H.: "A Space-Energy Continuum", *Orgone Energy Bull.*, IV(4):197-206, 1952.
- Baker, C.F.: "The Orgone Energy Continuum", *J. Orgonomy*, 14(1):37-60, 1980.
-

- Baker, C.F.: "The Orgone Energy Continuum: the Ether and Relativity", *J. Orgonomy*, 16(1):41-67, 1982.
- Baker, C.F.: "Atmospheric Pulsation: Air and Water", *Annals, Inst. Orgonomic Science*, 2(1):25-32, 1985.
- Baker, C.F., et al: "The Reich Blood Test", *J. Orgonomy*, 15(2):184-218, 1981.
- Baker, C.F., et al: "The Reich Blood Test: 105 Cases", *Annals, Inst. Orgonomic Science*, 1(1):1-11, 1984.
- Baker, C.F., et al: "Wound Healing in Mice, Part I", "...Part II", *Annals, Inst. Orgonomic Science*, 1(1):24-32, 1984; 2(1):7-24, 1985.
- Baker, C.F., et al: "The Reich Blood Test: Clinical Correlation", *Annals, Inst. Orgonomic Science*, 2(1):1-6, 1985.
- Baumann, J.: "Some Observations of the Atmospheric Orgone Energy", *Orgone Energy Bull.*, II(2):71-73, 1950.
- Blasband, R.A.: "Thermal Orgonometry", *J. Orgonomy*, 5(2):175-188, 1971.
- Blasband, R.A.: "The Orgone Energy Accumulator in the Treatment of Cancer Mice", *J. Orgonomy*, 7(1):81-85, 1973.
- Blasband, R.A.: "Effects of the Orac on Cancer in Mice: Three Experiments", *J. Orgonomy*, 18(2):202-211, 1985.
- Bremmer, K.M.: "Medical Effects of Orgone Energy", *Orgone Energy Bull.*, V(1-2):71-83, 1953.
- Brenner, M.: "Bions and Cancer, A Review of Reich's Work", *J. Orgonomy*, 18(2):212-220, 1984.
- Claymond, H.J.: "Preliminary Indications for an Energetic Concept of Soil Fertility", *Offshoots of Orgonomy*, 11:8-12, Fall 1985.
- Cott, A.A.: "Orgonomic Treatment of Ichthyosis", *Orgone Energy Bull.*, III(3):163-166, 1951.
- DeMeo, J.: "Effect of Fluorescent Lights and Metal Boxes on Growing Plants", *J. Orgonomy*, 9(1):95-99, 1975.
- DeMeo, J.: "Seed Sprouting Inside the Orgone Accumulator", *J. Orgonomy*, 12(2):253-258, 1978.
- DeMeo, J.: "Water Evaporation Inside the Orgone Accumulator", *J. Orgonomy*, 14(2):171-175, 1980.
- Dew, R.A.: "Wilhelm Reich's Cancer Biopathy", in *Psychotherapeutic Treatment of Cancer Patients*, J.G. Goldberg, ed., Free Press, NY,

1980.

Eden, J.: "Personal Experiences with Oranur", *J. Orgonomy*, 5(1):88-95, 1971.

Eden, J.: *Orgone Energy, The Answer to Atomic Suicide*, Exposition Press, NY, 1972.

Eden, J.: *Animal Magnetism and the Life Energy*, Exposition Press, NY, 1974.

Espanca, J.: "The Effect of Orgone on Plant Life, Parts I - VII", *Offshoots of Orgonomy*, 3:23-28, Autumn 1981; 4:35-38, Spring 1982; 6:20-23, Spring 1983; 7:36-37, Autumn 1983; 8:35-43, Spring 1984; 11:30-32, Fall 1985; 12:45-48, Spring 1986.

Espanca, J.: "Orgone Energy Devices for the Irradiation of Plants", *Offshoots of Orgonomy*, 9:25-31, Fall 1984.

Grad, B.: "Wilhelm Reich's Experiment XX", *Cosmic Orgone Engineering*, VII(3-4):203-204, 1955.

Grossmann, W.: "Observations of Orgone Energy Lumination", *Orgone Energy Bull.*, IV(1):59-60, 1952.

Hamilton, A.E.: "Child's-Eye View of the Orgone Flow", *Orgone Energy Bull.*, IV(4):215-216, 1952.

Harman, R.A.: "Further Experiments with Negative To Minus T", *J. Orgonomy*, 20(1):67-74, 1986.

Hoppe, W.: "My First Experiences With the Orgone Accumulator", *Int. J. Sex-Economy & Orgone Research*, IV:200-201, 1945.

Hoppe, W.: "Sex-Economy and Orgone Research in Palestine", *Annals of the Orgone Institute*, I:73-81, 1947.

Hoppe, W.: "My Experiences With the Orgone Accumulator", *Orgone Energy Bull.*, I(1):12-22, 1949.

Hoppe, W.: "Further Experiences with the Orgone Accumulator", *Orgone Energy Bull.*, II(1):16-21, 1950.

Hoppe, W.: "Orgone Versus Radium Therapy in Skin Cancer, Report of a Case", *Organomic Medicine*, I(2):133-138, 1955.

Hoppe, W.: "The Treatment of a Malignant Melanoma with Orgone Energy", contained in *In the Wake of Reich*, D. Boadella, ed., Coventure Press, London, 1976.

Hughes, D.C.: "Some Geiger-Muller Counter Observations After Reich", *J. Orgonomy*, 16(1):68-73, 1982.

- Konia, C.: "An Investigation of the Thermal Properties of the ORAC, Part I & II", *J. Orgonomy*, 8(1):47-64, 1974; 12(2):244-252, 1978.
- Lance, L.: "Effects of the Orgone Accumulator on Growing Plants", *J. Orgonomy*, 11(1):68-71, 1977.
- Lassek, H.: "Orgone Accumulator Therapy of Severely Diseased Persons", *Pulse of the Planet*, 3:39-47, 1991.
- Lassek, H.: "Vegeto-Orgontherapie Nach Wilhelm Reich", *Natural Healing Methods for the European Community*, Doc. Reg. V.5, Min. of Tech., Niedersachsen, Univ. Lueneburg, Germany 1991.
- Lappert, P.: "Primary Bions Through Superimposition at Elevated Temperature and Pressure", *J. Orgonomy*, 19(1):92-112, 1985.
- Levine, E.: "Treatment of a Hypertensive Biopathy with the Orgone Accumulator", *Orgone Energy Bull.*, III(1):53-58, 1951.
- Muschenich, S. & Gebauer, R.: "The (Psycho-) Physiological Effects of the Reich Orgone Accumulator", Dissertation, University of Marburg, West Germany, 1985.
- Opfermann-Fuckert, D.: "Reports on Treatments With Orgone Energy: 1. Physical Orgone Therapy with Orgone Energy Accumulator, Orgone Tunnel, Orgone Shooter, and Orgone Blanket. Ten Selected Cases", Unpublished report, presented at Symposia on Wilhelm Reich, Orgonon, Rangeley, Maine, 1986.
- Raphael, C.M.: "Confirmation of Orgonomic (Reich) Tests for the Diagnosis of Uterine Cancer", *Orgonomic Med.* II(1):36-41, 1956.
- Raphael, C.M. & MacDonald, H.E.: *Orgonomic Diagnosis of Cancer Biopathy*, Wilhelm Reich Foundation, Maine, 1952.
- Rosenblum, C.F.: "The Red Shift", *J. Orgonomy*, 4:183-191, 1970.
- Rosenblum, C.F.: "The Electroscope - Parts I - IV", *J. Orgonomy*, 3(2):188-197, 1969; 4(1):79-90, 1970; 10(1):57-80, 1976; 11(1):102-109, 1977.
- Rosenblum, C.F.: "The Temperature Difference: An Experimental Protocol", *J. Orgonomy*, 6(1):61-71, 1972.
- Sharaf, M.: "Priority of Wilhelm Reich's Cancer Findings", *Orgonomic Medicine*, 1(2):145-150, 1955.
- Seiler, H.: "New Experiments in Thermal Orgonometry", *J. Orgonomy*, 16(2):197-206, 1982.
- Silvert, M.: "On the Medical Use of Orgone Energy", *Orgone Energy Bull.*, IV(1):51-54, 1952.
-

- Sobey, V.M.: "Treatment of Pulmonary Tuberculosis with Orgone Energy", *Orgonomic Medicine*, I(2):121-132, 1955.
- Sobey, V.M.: "A Case of Rheumatoid Arthritis Treated with Orgone Energy", *Orgonomic Medicine*, II(1):64-69, 1956.
- Tropp, S.J.: "The Treatment of a Mediastinal Malignancy with the Orgone Accumulator", *Orgone Energy Bull.*, I(3):100-109, 1949.
- Tropp, S.J.: "Orgone Therapy of an Early Breast Cancer", *Orgone Energy Bull.*, II(3):131-138, 1950.
- Wevrick, N.: "Physical Orgone Therapy of Diabetes", *Orgone Energy Bull.*, III(2):110-112, 1951.

Introductory Works on Orgonomy, or about Wilhelm Reich:

- Baker, E.F.: *Man in the Trap*, Macmillan, NY, 1967.
- Bean, O.: *Me and the Orgone*, St. Martin's Press, NY, 1971.
- DeMeo, J.: *Bibliography on Orgone Biophysics*, Natural Energy Works, El Cerrito, CA, 1986.
- Ollendorff, I.: *Wilhelm Reich, A Personal Biography*, St. Martin's Press, NY, 1969.
- Raknes, O.: *Wilhelm Reich and Orgonomy*, St. Martin's Press, NY, 1970.
- Reich, P.: *A Book of Dreams*, Harper & Row, NY, 1973.
- Sharaf, M.: *Fury on Earth*, St. Martin's-Marek, NY, 1983.
- Wyckoff, J.: *Wilhelm Reich, Life Force Explorer*, Fawcett, Greenwich, CT, 1973.

Scholarly Works Addressing the 1950s Campaign Against Reich in the USA:

- Blasband, D.: "United States of America v. Wilhelm Reich, Part I", *J. Orgonomy*, 1(1-2):56-130, 1967; "...Part II, the Appeal", *J. Orgonomy*, 2(1):24-67, 1968.
- Blasband, R.A.: "An Analysis of the United States Food and Drug Administration's Scientific Evidence Against Wilhelm Reich, Part I, the Biomedical Evidence", *J. Orgonomy*, 6(2):207-222, 1972.
- DeMeo, J.: "Postscript on the F.D.A.'s Experimental Evidence Against Wilhelm Reich", *Pulse of the Planet*, 1(1):18-23, 1989.
-

- Greenfield, J.: *Wilhelm Reich Versus the USA*, W.W. Norton, NY, 1974.
- Baker, C.F.: "An Analysis of the United States Food and Drug Administration's Scientific Evidence Against Wilhelm Reich, Part II, the Physical Concepts", *J. Orgonomy*, 6(2):222-231, 1972; "...Part III, Physical Evidence", *J. Orgonomy*, 7(2):234-245, 1973.
- Wolfe, T.: *Emotional Plague Versus Orgone Biophysics: The 1947 Campaign*, Orgone Institute Press, NY, 1948.

Works by Other Researchers on Natural Forces Similar to Orgone:

- Alfvén, H.: *Cosmic Plasmas*, Kluwer, Boston, 1981.
- Arp, H., et al: *The Redshift Controversy*, W.A. Benjamin, Reading, MA, 1973.
- Arp, H.: *Quasars, Red Shifts, and Controversies*, Interstellar Media, Berkeley, CA, 1987.
- Becker, R.O. & Selden, G.: *The Body Electric: Electromagnetism and the Foundation of Life*, Wm. Morrow, NY, 1985.
- Bortels, V.H.: "Die hypothetische Wetterstrahlung als vermutliches Agens kosmo-meteoro-biologischer Reaktionen", *Wissenschaftliche Zeitschrift der Humboldt-Universität zu Berlin*, VI:115-124, 1956.
- Bortels, V.H.: "Das Gefrieren kleiner Wassermengen als solar-meteoro-biologische Modellreaktion", *Naturwissenschaften*, 52:118, 1965.
- Brown, F.A.: "Evidence for External Timing in Biological Clocks", contained in *An Introduction to Biological Rhythms*, J. Palmer, ed., Academic Press, NY, 1975.
- Burr, H.S.: *Blueprint For Immortality*, Neville Spearman, London, 1971; *The Fields of Life*, Ballantine Books, NY, 1972.
- Cope, F.W.: "Magnetic Monopole Currents in Flowing Water Detected Experimentally...", *Physiological Chemistry & Physics*, 12:21-29, 1980.
- DeMeo, J.: "Evidence for the Existence of a Principle of Atmospheric Continuity", contained in *Preliminary Analysis of Changes in Kansas Weather Coincidental to Experimental Operations with a Reich Cloudbuster*, M.A. Thesis, University of Kansas, 1979; reprinted by Natural Energy Works, El Cerrito, CA, 1989.

- Dewey, E.R., ed.: *Cycles, Mysterious Forces that Trigger Events*, Hawthorn Books, NY, 1971.
- Dudley, H.C.: *Morality of Nuclear Planning*, Kronos Press, Glassboro, NJ, 1976.
- Kervran, L.C.: *Biological Transmutations*, Beekman Press, Woodstock, NY, 1980.
- Miller, D.: "The Ether-Drift Experiment and the Determination of the Absolute Motion of the Earth", *Reviews of Modern Physics*, 5:203-242, July, 1933.
- Moss, T.: *The Body Electric, A Personal Journey into the Mysteries of Parapsychological Research, Bioenergy, and Kirlian Photography*, J. P. Tarcher, Los Angeles, 1979.
- Nordenstrom, B.: *Biologically Closed Electric Circuits: Clinical, Experimental, and Theoretical Evidence for an Additional Circulatory System*, Nordic Medical Press, Stockholm, 1983.
- Ott, J.: *Health and Light*, Devin Adair, Old Greenwich, CT, 1973.
- Piccardi, G.: *Chemical Basis of Medical Climatology*, Charles Thomas, Springfield, IL, 1962.
- Ravitz, L.J.: "History, Measurement, and Applicability of Periodic Changes in the Electromagnetic Field in Health and Disease", *Annals, NY Acad. Sciences*, 98:1144-1201, 1962.
- Sheldrake, R.: *A New Science of Life: The Hypothesis of Causative Formation*, J.P. Tarcher, Los Angeles, 1981.

Nuclear and Electromagnetic Radiation Health Hazards:

- Ahlbom, A. et al.: *Biological Effects of Power Line Fields*, NY State Power Lines Project, State of NY, Dept. of Health, 1987.
- Bertell, R.: *No Immediate Danger, Prognosis for a Radioactive Earth*, Book Publishing Co., Summertown, TN, 1985.
- Brodeur, P.: *The Zapping of America: Microwaves, Their Deadly Risk, and the Cover-Up*, W.W. Norton, NY, 1977.
- Brodeur, P.: *Currents of Death: Power Lines, Computer Terminals, and the Attempt to Cover Up their Threat to your Health*, Simon & Schuster, NY, 1989.
- Chaitow, L. & Kutter, E.: *How to Live With Low Level Radiation*, Healing Arts Press (One Park St., Rochester, VT 05767), 1988.

- Curtis, R. & Hogan E.: *Perils of the Peaceful Atom*, Ballantine, NY 1969.
- Dadd, D.L.: *Nontoxic and Natural, Guide for Consumers*, J.P. Tarcher, Los Angeles, 1984.
- Dadd, D.L.: *The Nontoxic Home, Protecting Yourself and Your Family*, J.P. Tarcher, Los Angeles, 1986.
- Fuller, J.G.: *The Day We Bombed Utah, America's Most Lethal Secret*, New American Library, NY, 1984.
- Fuller, J.G.: *We Almost Lost Detroit*, Ballantine, NY, 1975.
- Gofman, J.W.: *Radiation and Human Health*, Pantheon, NY, 1983.
- Gofman, J.W. & Tamplin, A.R.: *Poisoned Power*, Rodale, Emmaus, PA 1971.
- Lee, L.: *Radiation Protection Manual*, 2061 Hampton Ave. Redwood City, CA 94061.
- Metzger, H.P.: *The Atomic Establishment*, Simon & Schuster, NY, 1972.
- Miller, R.L.: *Under the Cloud, the Decades of Nuclear Testing*, Free Press, NY, 1986.
- Pringle, P. & Spigelman, J.: *The Nuclear Barons*, Michael Joseph, London, 1981.
- Santilli, R.: *Il Grande Grido: Ethical Probe on Einstein's Followers in the USA*, Alpha Publishing (897 Washington St., #82, Newtonville, MA 02160), 1984.
- Sternglass, E.: *Secret Fallout*, McGraw Hill, NY, 1986.
- Wassermann, H.: *Killing Our Own*, Doubleday, NY, 1985.
- Webb, T. et al.: *Food Irradiation, Who Wants It?*, Thorsons Publishers, Rochester, VT, 1987.
- Zamm, A.V.: *Why Your House May Endanger Your Health*, Touchstone, NY, 1980.

Alternative Therapies for Degenerative Disease, Repression of New Medical Findings, Hazards of Orthodox Medicine

- Abelhera, M.: *Healing Clay: Amazing Cures from the Earth Itself*, DeVorss, NY, 1979
- Bailar, J. C. and Smith, E. M.: "Progress Against Cancer?", *New England Journal of Medicine*, 314: 1226-1232 (May 8), 1986.

-
- Bailey, H.: *A Matter of Life or Death*, G.P. Putnam's Sons, NY 1958.
- Boyd, P.: *The Silent Wound, A Startling Report on Breast Cancer and Sexuality*, Addison-Wesley, Reading, MA, 1984.
- Bradford, R.W., et al.: *Complaint Against Medical Tyranny As Practiced in the United States of America: American Medical Genocide*, Committee for Freedom of Choice in Medicine, 146 Main St., #408, Los Altos, CA 94022, 1984.
- Bradshaw, J.S.: *Doctors on Trial*, Paddington Press, NY, 1978.
- Corea, G.: *The Hidden Malpractice, How American Medicine Mistreats Women*, Harcourt, Brace & Jovanovich, NY, 1977.
- Epstein, S.S.: *The Politics of Cancer*, Sierra Club Press, San Francisco, 1981.
- Gerson, M.: *A Cancer Therapy: Results of 50 Cases*, Gerson Institute (PO Box 430, Bonita, CA 92002), 1977.
- Glassman, J.: *Cancer Survivors: And How They Did It*, Doubleday, NY, 1980.
- Haught, S.J.: *Cancer? Think Curable! The Gerson Therapy*, Gerson Institute (PO Box 430, Bonita, CA 92002), 1962.
- Kelley, W.D.: *One Answer to Cancer: An Ecological Approach to the Successful Treatment of Malignancy*, Kelley Foundation, 1969.
- Kittler, G.D.: *Laetrile, Control for Cancer*, Warner Library, NY, 1963.
- Kushi, M. & Kushi, A.: *Cancer and Heart Disease, The Macrobiotic Approach to Degenerative Disorders*, Kodansha, Boston, 1978.
- LeShan, L.: *You Can Fight for your Life: Emotional Factors in the Causation of Cancer*, M. Evans, NY, 1977.
- Livingston-Wheeler, V.: *The Conquest of Cancer: Vaccines and Diet*, Franklin Watts, NY, 1984.
- Lynes, B. & Crane, J.: *The Cancer Cure That Worked: Fifty Years of Suppression*, Marcus Books, 75 Tidewater Dr., Toronto, Canada, M1W 1J1.
- Martin, W.: *Medical Heroes and Heretics*, Devin-Adair, Old Greenwich, CT, 1977.
- Mendelsohn, R.S.: *How to Raise a Healthy Child, In Spite of Your Doctor*, Contemporary Books, Chicago, 1984.
- Mendelsohn, R.S.: *Confessions of a Medical Heretic*, Contemporary Books, Chicago, 1979.
-

- Newbold, H.L.: *Vitamin C Against Cancer*, Stein & Day, NY, 1982.
- Natenberg, M.: *The Cancer Blackout: A History of Denied and Suppressed Remedies*, Regent House, Chicago, 1959.
- Pauling, L.: *Vitamin C, The Common Cold, and the Flu*, Bantam Books, NY, 1975.
- Passwater, R.: *Cancer and Its Nutritional Therapies*, Keats, NY, 1980.
- Salaman, M.: *Nutrition: The Cancer Answer*, Stratford, NY, 1984.
- Tushnet, L.: *The Medicine Men, The Myth of Quality Medical Care in America Today*, St. Martin's Press, NY 1971.
- Tropp, J.: *Cancer, A Healing Crisis: The Whole Body Approach to Cancer Therapy*, DeVorss, NY, 1978.
- Wohl, S.: *The Medical Industrial Complex*, Harmony Bks, NY, 1984.

INFORMATION SOURCES

On Wilhelm Reich and Orgonomy:

- Orgone Biophysical Research Lab, Greensprings Research and Educational Center:** PO Box 1148, Ashland, Oregon 97520 USA. Tel/Fax: 541/ 552-0118. Email: demeo@mind.net
Internet: <http://id.mind.net/community/orgonelab/index.htm>
- Publishes *Pulse of the Planet* journal, books and *Special Reports*. Public educational lectures & seminars on Wilhelm Reich & orgonomy. Active program of orgonomic atmospheric & environmental research.
- Natural Energy Works:** PO Box 1148, Ashland, Oregon 97520 USA
Tel/Fax: 541/ 552-0118. Email: demeo@mind.net
- Mail order sales of books, products, accumulator construction supplies, research instruments, radiation detection meters.
- Institute for Orgonomic Science:** PO Box 304, Gwynedd Valley, PA 19437 Tel: 410/ 732-1200
- Publishes *Annals of the Institute for Orgonomic Science*. Active program of orgonomic research. Training for orgone therapists.

The Wilhelm Reich Museum: PO Box 687, Rangeley, Maine 04970,
Tel: 207/ 864-3443. Email: wreich@rangeley.org

- Preserves Wilhelm Reich's home and laboratory (called Orgonon) for public viewing and tours. Publishes a *Newsletter*, and *Orgonomic Functionalism*. Sells xerox copies of various out-of-print books, journals, and pamphlets by Wilhelm Reich. Occasional seminars and symposia.

The American College of Orgonomy: PO Box 490, Princeton, NJ 08542. Tel. 908/ 821-1144.

- Publishes the *Journal of Orgonomy*. Occasional public symposia, seminars and workshops. Training for orgone therapists.

Center for Functional Research: 2175 Mar East, Tiburon, CA 94920. Fax 415/ 435-2815. Email: CFR@FunctionalResearch.org

- Active program of orgonomic and related consciousness research. Occasional public symposia. Training for orgone therapists.

Center for Orgonomic Studies: 6823 NE 29th Ave., Seattle, WA 98115. Tel: 206/ 523-0800 Email: orgstudies@aol.com

- Training for orgone therapists. Occasional public symposia.

Organics: Email: Organics@aol.com www.organics.com

- Sells quality experimental orgone blankets, seed-chargers & full-size accumulators.

Foreign Research Journals on Orgonomy:

Bioenergy, So.37-1 Takomachi, Kanazawa 921, Japan.

Emotion, Karlshurgallee 25-E, Berlin 14089, Germany.

Energia, Carácter y Sociedad, Publicaciones Orgon,

C/ Serpis 36-34a, Valencia 46022 Spain.

Greek Journal of Orgonomy, Hellenic Orgonomic Association,

T.O. 18251, Thessaloniki 54008, Greece.

Lebensenergie, Zentrum für Orgonomie, Im Braunlesrot 20,

Waldbrun 69429, Germany.

Revista de Ciencias Orgonomicas, Fundacion Wilhelm Reich,

C/ San Lazaro 2, Figueres, Gerona 17600, Spain.

Sciences Orgonomiques, "La Rose des Sables", Alle due Chene

Vert, Parc Liserb, 06000 Nice, France.

Of Related Interest: *Summerhill School*, Leiston, Suffolk, IP16 4HY United Kingdom - Democratically operated school founded by A.S. Neill, educator and pioneer on self-regulation for children. Publishes *Friends of the Summerhill Trust Journal*.

**Health Freedom Organizations and Alternative
Cancer Treatment Clinics and Institutes:**

Cancer Control Society, and *Cancer Control Journal*:

2043 N. Berendo St. Los Angeles, CA 90027; (213) 663-7801

- Maintains a complete listing of clinics and medical practitioners in the USA and abroad, who use non-toxic, alternative treatments for degenerative disease
- Sells books on alternative health topics
- Annual conventions on alternative health topics

Cancer Control Society Clinic Tours and Travel Services:

(Mexico): PO Box 4651, Modesto, CA 95352; (209) 529-4697

Gerson Institute, Charlotte Gerson, Clinic in Mexico:

US Contact: PO Box 430, Bonita, CA 92002; (619) 267-1150

Hoxsey Herbal Therapy, Bio-Medical Center:

PO Box 727, 615 General Ferreira (Colonia Juarez)

Tijuana, B.C., Mexico; (706) 684-9011, 684-9132

Linus Pauling Institute:

440 Page Mill Rd., Palo Alto, CA 94306; (415) 327-4064

Livingstone Immunology Clinic:

3232 Duke St., San Diego, CA 92110; (619) 224-3515

National Health Federation, and *Health Freedom News*:

PO Box 688, Monrovia, CA 91016; (818) 357-2181

- Annual conferences on alternative health topics
- Book sales on alternative health topics
- Works to change repressive health laws

Project Cure: Center for Alternative Cancer Research:

1101 Conn. Ave., NW #403, Washington, DC 20036 (800) 552-2873

- Works to change repressive health laws
- Publishes a newsletter

Appendix:

ABSTRACT

The Psycho-Physiological Effects of the Reich Orgone Energy Accumulator

Dissertation, University of Marburg,
West Germany, 1986.

by Stefan Müschenich, Dipl-Psych. and
Rainer Gebauer, Dipl-Psych.

This dissertation contains an experimental investigation of the (psycho-) physiological changes in volunteer test subjects during sessions in a Reich orgone accumulator, conducted at the University of Marburg, West Germany.

Proceeding from clinical observations as well as from further research work in the biological and physical fields, the Austrian-born physician and psychotherapist Wilhelm Reich postulated a specific bioenergy manifesting itself in the living organism, and called it *orgone*. This hypothesis was based on extensive biophysical studies conducted by Reich between 1934 and 1957 at the universities of Oslo and New York, and in his own research laboratories. Steps in this development were experiments on changes in endosomatic skin potential due to certain stimuli, the description of energy-carrying vesicle-like structures (*bions*) during the microscopic observation of disintegrating biological slides, and investigations of hitherto unexplained atmospheric energy phenomena that play a part in forming weather conditions. Finally Reich claimed that the orgone was a universally existing kind of energy and he attributed to it a specific (psycho-) physiological effectiveness on the human organism.

About 1940 Reich published the construction plans for an apparatus that was able to concentrate this energy within its interior. He postulated that spending some time in this *orgone accumulator* (ORAC) produced certain psychic and somatic reactions. Later he used the device for therapeutic purposes in the treatment of some syndromes. An orgone accumulator may be described as a closet-like structure or box, each of its walls consisting of a number of alternate layers of organic material (for the exterior) and metal (for the interior).

In the theoretical part of our dissertation we first discussed a choice of empirical studies published by various scientists who dealt with the physical aspects of the atmosphere within the device. The phenomenon of a constantly increased air temperature in the accumulator (the To-T effect), the observation of a delayed electroscopical discharge rate, and processes connected with alterations in air humidity and water evaporation rate are of special interest in this context. Furthermore some medical case histories were demonstrated to illustrate the effects of the orgone accumulator that were conducive to health during the therapy of various diseases. The studies mentioned were described in their topical and historical connection with Reich's research work and concepts. In doing so, we critically discussed the scientific validity of the theories involved.

The main effort of our own experimental work was to investigate the (psycho-) physiological effects that are attributed to orgone accumulator sessions. Reich claimed that body temperature rose during ORAC sessions and he described a general vagotonic activation due to sitting in the device for a certain period of time. Considering the contents of organomic publications, and the results of our own pilot tests, we decided to explore the systematic changes in body core temperature, skin temperature, and heart rate (ECG). As far as we know, the two last mentioned parameters have never before been evaluated in a scientific manner.

We conducted a long-term study with 15 volunteer subjects, each of them carrying through 20 experimental hours. In this experiment the physiological variables mentioned

above were continuously recorded during the sessions with the help of electronic devices. Ten persons undertook ten 30-minute sessions in an eight-fold coated orgone accumulator built according to Reich's instructions. Besides, they carried through ten 30-minute sessions in an almost identical-looking control box. This control box had been constructed by us for purposes of comparison. It consisted only of organic matter (and no metals), but concerning its size, shape, and insulating properties it did not differ from the original accumulator box (which did contain metals). Five additional subjects conducted all their 20 sessions in the same box: three persons used the orgone accumulator every time, while two subjects used only the control. Before each session the subjects sat in a comfortable relaxation-chair for 15 minutes. By this provision we wanted to establish a standardized psychophysiological initial level. During this space of time, the physiological data mentioned were measured.

Firstly, by this means a comparison between the physiological reaction patterns in the orgone accumulator and in the control box was made possible. Secondly, one could relate the data recorded during the sessions in one of the two boxes to the activation standard previously measured in the relaxation-seat. The entire investigation was conducted as a "double-blind study", which means that neither the volunteer subjects (who had been chosen at random) nor the persons that gave the instructions and recorded the data knew anything about the experiment they were taking part in. The clothing of the subjects, the positions of the two boxes, the sequence in which the two devices were used, and the other experimental modalities were standardized or balanced out. In contrast for example to the medical case histories mentioned above, we took into consideration psychological sources of error, and artifacts caused by superimposition effects. Intending to control these factors, we had the persons fill out a questionnaire after each session, which revealed information about their psychophysiological sensations and moods during their stay in the boxes. The exploration, as well as the fact that the subjects were absolutely uninformed, was to eliminate falsifications produced by suggestion (e.g.

caused by manipulation through the conductors of the study) or autosuggestive factors.

In this way we evaluated the subjective quality of potential physiological changes. Additionally, the recorded ECG data conveyed information about the psychic and emotional excitement of the participating persons. Besides, meteorological and physical variables were continuously measured. They were to be correlated with the psychophysiological data.

The investigation gave the following results: All of the (*a-priori* formulated) hypotheses, which claimed that there were no greater psychophysiological alterations between relaxation-chair and orgone accumulator than between relaxation-chair and control box, could be rejected with a statistical significance on the 1% level. This means that one may proceed with a probability of 99% on the assumption that, compared with the initial standard during the stay in the relaxation-chair, the physiological data recorded in the orgone accumulator were subject to greater alterations than the data recorded in the control.

Both of the body temperature variables showed a distinct increase during the accumulator sessions. These facts are in accordance with Reich's predications of a rise in core temperature and an increase in parasympathetic activation produced by orgone accumulator treatment. The interpretation of heart rate pattern, however, is more difficult. While one would expect a decrease, the heartbeat frequency revealed a clear increase between the initial level and the stay in the accumulator. These problems may probably result from the fact that the ECG-data showed a relatively high statistical variance and were much more sensitive to accidental external influences and momentary psychic states than the more stable temperature parameters. Further follow-up studies are to explore to what extent a possible vagotonic ECG-effect may have been superimposed by cognitive processes, nervousness, or anxiety. Still, we can conclude that the assumption of vegetative changes during orgone accumulator sessions was strongly confirmed by our data. The impression one gets from the results of the first 10 subjects

was corroborated by the data of those five persons who used only the accumulator or only the control every time. The number of these last-mentioned cases, however, is too small for a statistical test of significance.

Some further interesting effects are worth mentioning, too: for example, one person seemed to be "resistant" to the orgone accumulator effects, while another proved to respond extremely sensitively to the accumulator. Not only the objective physiological results but the subjective sensations (expressed in the questionnaire) of these two persons justified this hypothesis. Besides, the "ORAC-resistant" subject was the only one who said that he felt better in the control than in the orgone accumulator. All the other persons preferred the accumulator. Generally it can be said that the questionnaire data corresponded well to the recorded physiological changes. In the accumulator box the volunteer subjects noticed more perceptions of warmth, prickling and tickling on the skin surface; additionally, they connected more pleasant cognitive associations with the orgone accumulator than with the control.

In our study a correlation between psychophysiological alterations and meteorological/physical processes was corroborated. During late spring and early summer months the somatic reactions were stronger than during the colder period. Especially the air pressure outside the building seems to be quite a good predictor for the physiological pattern in the accumulator. The phenomenon of a constantly positive To-T difference was statistically confirmed. The total of the meteorological data revealed that the air temperature measured in the orgone accumulator differs from that recorded in the control on the 1% level.

As a conclusion it can be stated that the results received in our investigation furnish evidence for the assumption that the physical properties of the orgone accumulator and its psychophysiological efficacy on human organisms, postulated by Reich and his associates, factually exist. Various, more natural-scientific oriented follow-up investigations are expected to determine whether the hypothesis is justified that a hitherto unknown biophysical energy (the orgone) is

the causative factor of the phenomena described. Additionally, a more extensive study might clarify one or other effect.

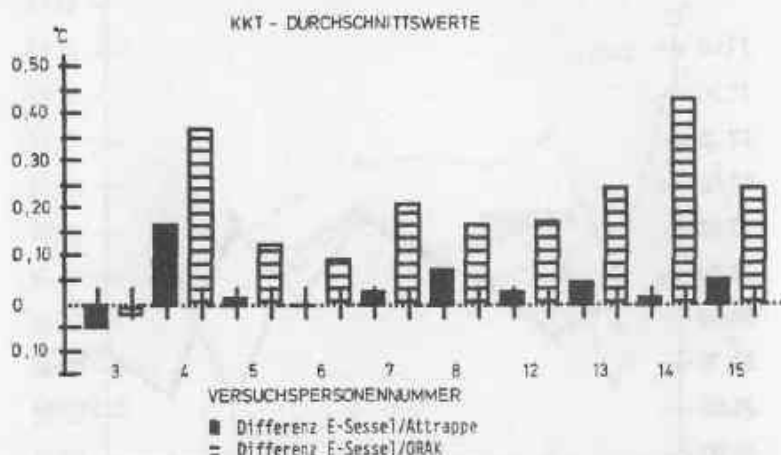


Figure 1. Average Change in Body Core Temperatures, for both control box and orgone accumulator, among different volunteer subjects participating in the study (identified by number).

Black = Change in body core temperature between relaxation-chair and control box session

White = Change in body core temperature between relaxation-chair and orgone accumulator session

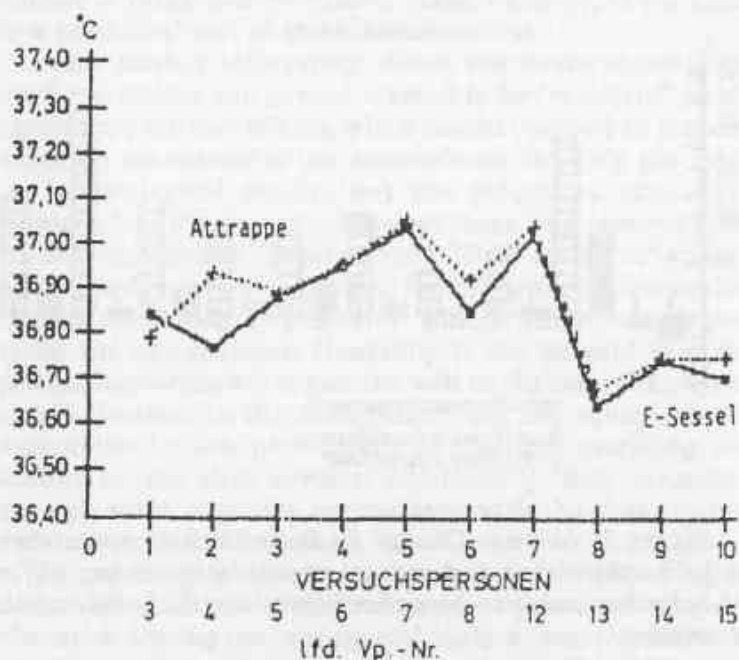


Figure 2. Changes in Body Core Temperatures of Subjects Moving From Relaxation-Chair into Control Box. Note the absence of any significant difference in temperatures (except for subject #4).

Appendix Author Contact Addresses:

Stefan Müschenich, Dr.med. & Diplom-Psychologe,
Hohenzollernstr. 11, 79106 Freiburg i.B., Germany

Rainer Gebauer, Diplom-Psychologe, Steinweg 5,
35287 Amoneburg, ER Furtshausen, Germany

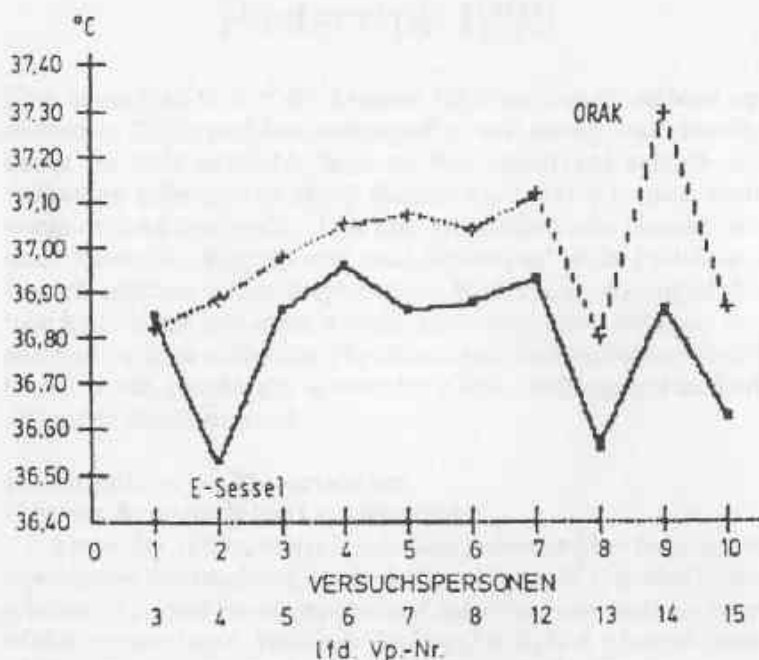



Figure 3. Changes in Body Core Temperatures of Subjects Moving From Relaxation-Chair into Orgone Accumulator. Significant temperature differences are now quite apparent (especially subjects #4 and #14).

Copyright © 1986, All Rights Reserved by Stefan Müschenich and Rainer Gebauer, Germany. Full text published as *Der Reichsche Orgonakkumulator, Naturwissenschaftliche Diskussion, Praktische Anwendung, Experimentelle Untersuchung*, Nexus Press, Frankfurt, 1989.



The graph shows the results of the experiment. The Y-axis represents the percentage of correct responses, and the X-axis represents the number of trials. The three lines represent the performance of the three groups: the control group (solid line), the group that received the treatment (dashed line), and the group that received the treatment plus the additional intervention (dotted line). The control group shows a steady increase in performance over time, while the other two groups show a more rapid increase in performance, particularly in the first few trials.

The results of the experiment suggest that the treatment plus the additional intervention is more effective than the treatment alone. This is evident from the fact that the group that received the treatment plus the additional intervention showed a more rapid increase in performance than the group that received the treatment alone. The control group, which did not receive any treatment, showed a steady increase in performance over time, but at a slower rate than the other two groups.

Source: Thompson, R. H. (1987). *Journal of Experimental Psychology*, 116, 1-10.

Postscript 1999

This second edition of the *Orgone Accumulator Handbook* appeared in 1989, and has continued to sell slowly but steadily, being the only available book on this important subject and spreading information about Reich's discoveries to new audiences around the world. It is now translated into Greek, German, Spanish, Portuguese, and Japanese, with Polish and French editions under preparation. With the spreading of this new knowledge has come a lively communication between myself and various scientists, physicians and experimenters in different lands, pointing to a need for a few clarifications and additions to the *Handbook*.

Clarification on Materials for Orgone Accumulator Construction

Since the 1940s, when Reich first published his findings on the orgone accumulator, he and others (myself included) have advocated *celotex* for construction of the outer, non-metallic layer of the accumulator. However, "celotex" is in fact a brand name of the *Celotex company*, and does not today designate any one specific product. Originally, the Celotex company made only organically-based *soundboard* material, which is formed from the crushed and pulverized stalks of sugar cane and other herbaceous farm plant residues. The crushed organic material is mixed with binders and glues, pressed into a flat sheet to dry, and then painted white on one surface. Such *soundboard* material continues to be available from many different sources. But the term "celotex" has lost its original meaning. Celotex company today makes a number of rigid insulating panels which are totally unacceptable and toxic in the construction of accumulators, such as an aluminum-foil and foam insulation board.

Another excellent form of *masonboard* is now available for the exterior of the accumulator, called Medite from the Medite Corporation. Medite (or similar material from other manufacturers) is also made from cellulose plant or woody materials ground into very tiny particles, mixed with binders and glues

and pressed into thin flat sheets. It is a dense, hard material, not like the often crumbly soundboard, and therefore will last much longer. Medite can also be ordered in a special formaldehyde-free composition. Whether one uses the original Celotex soundboard, or Medite board, it is strongly advised to give the exterior surface several heavy coats of natural shellac to stabilize it, make it waterproof, and add to the orgonotic attraction.

It is also now possible to obtain *carded sheep's wool* at sufficiently low cost as to substitute for the fiberglass normally used inside accumulator panels. When wool is sheared from a sheep, it is gently washed and combed to remove debris, yielding a light and fluffy material called carded wool, which is later processed into yarn or thread for the ultimate making of wool fabrics. Carded wool can be pulled and teased into thin layers as needed for use within orgone accumulator panels, and has no dusts or toxic qualities whatsoever. Newer biomedical findings suggest fiberglass is much more toxic to breathe and handle than previously believed, and so it is all around a better idea to go totally with the more natural materials, such as the carded wool. It can be purchased in bulk from wholesale wool products suppliers, or by mail-order from Natural Energy Works (PO Box 1148, Ashland, Oregon 97520). Fiberglass and some kinds of plastics (see page 43 and below) can still be used to make excellent strong accumulators, but the wool is far easier and more pleasant to handle.


We can also add the following new information regarding why some materials work well for the exterior non-metal layer, while others not. In general, those materials with a high *dielectric constant* (such as sheep's wool with its organic oils, certain plastics, acrylics, fiberglass, shellac, beeswax, etc.) are also good orgone absorbers. Several chemists have also pointed out that petrochemical synthetics which make good orgone absorbers (acrylics, styrene) contain abundant oxygen and water molecules imbedded in their molecular structures. Whether these preliminary ideas hold true universally for a variety of other materials remains to be seen, but they are worthwhile points for further investigation.

All other points made in the Handbook regarding good and

poor materials for orgone accumulator construction remain unchanged and time-tested.

Cautionary Note on New "Wireless" Electromagnetic Gadgets

On the subject of safe use of the accumulator (see Part II), we may add the following: Over the last decade, there has been an increased use of new "high tech" devices for telecommunications purposes which actively emit potentially toxic low-levels of electromagnetic radiation: cellular telephones and cell-phone relay systems (often located in populated areas) emit microwave radiations at potentially toxic levels, as well as new remote-control apparatus which employ *active far infrared* (close to microwave) frequencies, such as inventory scanners and various kinds of "wireless" technology. In all cases, orgone accumulators should not be located near to any of these devices, nor should any human being wish to live, work or sleep near them either! New electromagnetic devices should be viewed as contrary for safe use of orgone devices unless proven otherwise. On the other hand, various *passive* infra-red sensing devices (such as automated outdoor security lights) pose no problems.



*Sprouted Mung Beans: Left side, Orgone-Charged.
Right side, Controls. (Experimental protocol p.96-97)*

New Publications and Controlled Studies on the Human Bio-Effects of the Orgone Energy Accumulator

In recent years, mainstream publishers in Germany have expressed a growing interest in the works of Wilhelm Reich, and on the subject of his research findings (an interest not currently shared by any mainstream American publisher). Some examples of this interest are given below.

Appendix I of this *Handbook* (page 148-155) presents an extended abstract describing the first double-blind controlled study of human physiological response to the orgone accumulator, as undertaken by Stefan Müschenich and Rainer Gebauer. Their study was completed in 1986 at the University of Marburg in Germany. Dr. Müschenich subsequently wrote a major book on this same subject (in the German language):

Stefan Müschenich, *Der Gesundheitsbegriff im Werk des Arztes Wilhelm Reich (The Concept of Health in the Works of Dr. Wilhelm Reich)*, Doktorarbeit am Fachbereich Humanmedizin der Philipps-Universität Marburg, Verlag Görlich & Weiershäuser, Marburg 1995, 425 pages. ISBN 3-922906-54-0.

In more recent years, another similar double-blind and controlled study was undertaken at the University of Vienna by Günter Hebenstreit, producing similar positive results. The Hebenstreit study, like that of Müschenich and Gebauer, used an orgone accumulator, a control dummy-box that looked like an accumulator, and a relaxation-chair in which test subjects were evaluated both before and after exposure to either the accumulator or control enclosure. It produced positive results, I am informed. Unfortunately, we do not have any printed protocols, but can give the exact citation for those who wish to obtain and read the original German-language publication:

Günter Hebenstreit, *Der Orgonakkumulator Nach Wilhelm Reich. Eine Experimentelle Untersuchung zur Spannungs-Ladungs-Formel*, Diplomarbeit zur Erlangung des Magistergrades der Philosophie an der Grung- und Integrativwissenschaftlichen Fakultät der Universität Wien, 1995.

Another German-language title of significance was published in 1998, containing the contributed research papers of

40 different scientific-professional authors on the subject of Wilhelm Reich's social and biophysical findings, to include many papers on the subject of bions, orgone energy, and the orgone energy accumulator:

James DeMeo & Bernd Senf, Editors, *Nach Reich: Neue Forschungen zur Orgonomie: Sexualökonomie, Die Entdeckung Der Orgonenergie* (After Reich: *New Research in Orgonomy: Sex-Economy, Discovery of the Orgone Energy*), Zweitausendeins Verlag, Frankfurt, 1998. 898 pp. ISBN 3-86150-239-9.



An *Orgone Energy Darkroom* (room-sized accumulator) at the Orgone Biophysical Research Lab's high-altitude Greensprings Center near Ashland, Oregon. This structure is made in the form of a large accumulator, with a metal-lined interior and under-layering of fiberglass. Inside are several human-sized orgone accumulators and experimental chargers. The strength of the atmospheric orgone energy charge inside such an orgone room is dramatically increased. The orgone energy can be more easily felt and observed with the eye, and registers more clearly in experiments and with measuring apparatus.



**About the
Orgone Biophysical Research Lab
(OBRL) and Greensprings Center**

The Orgone Biophysical Research Lab is a non-profit science research and educational foundation, established in 1978. Over the years, OBRL has supported various laboratory and field research projects, educational lectures and seminars in both the USA and overseas, focused upon the sex-economic and orgone biophysical discoveries of the late, great natural scientist, Wilhelm Reich. OBRL also publishes a journal, *Pulse of the Planet*, on an irregular basis. The founder and director of OBRL, James DeMeo, has been investigating and extending Dr. Reich's original findings in both the social and natural sciences since 1971. Early in 1995, the *Greensprings Center* was established in a vibrant forested region of rural Oregon, to provide a better foundation for continued public outreach and in-depth study of orgone energy functions in nature. The *Center* also has the West Coast's only *Orgone Energy Darkroom*, for experiments requiring a higher energy charge, and for direct visual observation of orgone energy functions. New books (described at right) are also occasionally published, and public educational programs, the *Greensprings Seminars*, are held each summer. Accomplished scholars in the field of orgonomy are invited each year to share their knowledge and experience with interested students and professionals from around the world. Yearly seminars include: *Bions*, *Biogenesis and the Reich Blood Test*, *The Orgone Energy Accumulator*, and *Guided Independent Study*. Contact OBRL for an informative brochure and publications catalog, and to get on the international mailing list for seminar announcements.

Orgone Biophysical Research Lab

Greensprings Center, PO Box 1148

Ashland, Oregon 97520 USA

Tel/Fax: 541-552-0118 Email: demeo@mind.net

OBRL's Global Internet Web Site:

<http://www.orgonelab.org>

Additional Publications Available
(Contact OBRL for ordering information)



Heretic's Notebook (Pulse of the Planet #5): Emotions, Protocells, Ether-Drift and Cosmic Life-Energy, with New Research Supporting Wilhelm Reich, Edited by James DeMeo
Contains 28 insightful essays and research articles by 17 different authors, on natural childbirth, sexuality, archaeology of early human violence,

Reich's orgonomic functionalism, exposés on Reich's detractors, Giordano Bruno's work, bion-biogenesis research, Dayton Miller's ether-drift discoveries, emotional effects in REG (psychokinesis) experiments, new detector for orgone energy, dowsing research, cloudbusting desert-greening experiments in Africa, plant growth stimulation in the orgone accumulator, the orgone energy motor and "free energy", plus UFO research, book reviews, and much more, with color cover photos, text- photos and illustrations.
272 pages, Large format \$24 Softcover



SAHARASIA: The 4000 BCE Origins of Child-Abuse, Sex-Repression, Warfare and Social Violence, In the Deserts of the Old World, by James DeMeo

Dr. DeMeo's *magnum opus* on the origins of human violence and biophysical armoring, the first geographical, cross-cultural study of human behavior around the world, using Wilhelm Reich's sex-economic discoveries as a basic starting point, presenting world

